

Executive Summary – Fiscal Year 2013 (FY13) Operating Budget, Tuition Item, and Capital Budget

Operating and capital budgets presented in this action item mark the beginning of UW Board of Regents discussions related to the FY13 budget. This year, the FY13 operating budget, tuition item, and capital budget are presented in one comprehensive draft, rather than several items.

- The first section of this draft contains the proposed FY13 operating budget. While the FY13 budget **does not contain a significant new state funding reduction**, our state general fund appropriation for FY13 remains nearly half of its FY09 value. Expenses and revenues for all UW units, auxiliary, academic and central, are presented in the first section.
- The second section is a compilation of tuition rates, financial aid policy, and other related information. As was described in the draft version of this item, this second section was written to inform stakeholders about multiple tuition and financial aid options. **Since the May 3, 2012 Regents' meeting, faculty, administrative, and student groups have convened to discuss tuition and financial aid policy. In addition, a Student Budget Roundtable was held on May 23 and time for public testimony will be allotted at the June 7 Board meeting.**
- The final section of this item highlights capital budget recommendations for FY13, the state capital budget proposal, and a revised articulation of the "One Capital Plan." UW Administration presented all future capital needs in one comprehensive list for the first time last year. Note that the plan contains the UW Administration's recommendations for 2013-15 State Capital Biennial Budget requests as a separate appendix item.

Timeline:

Thursday, May 3, 2012: **Information Item:** *Draft* Operating Budget, Tuition Item, and Capital Budget

Thursday, June 7, 2012: **Action Item:** Operating Budget, Tuition Item, and Capital Budget

SECTION 1: OPERATING BUDGET

Operating Budget - Revenues and Expenditures by Fund and Category

Budgeted revenues and expenditures for the coming fiscal year are \$5.9 billion, a 4.4 percent increase over the prior fiscal year. **Per statutory authorization in the 2011-13 biennial state operating budget, tuition operating fee revenue presented below includes a 16 percent resident undergraduate tuition increase.**

TABLE 1: Revenues and Expenditures by Area	FY 2013 Proposed	FY 2012 Adopted*	Change FY12 to FY13 (\$)	Change FY12 to FY13 (%)
University Operating Resources				
State General Fund	209,465,000	212,197,000	(2,732,000)	-1%
Tuition Operating Fee Revenue	517,394,000	463,500,000	53,894,000	12%
Use of Fund Balance for Temporary Expenditures	0	14,310,000	(14,310,000)	-
Designated Operating Fund	73,526,000	66,442,000	7,084,000	11%
Indirect Cost Recovery	233,000,000	230,000,000	3,000,000	1%
Institutional Overhead	20,000,000	17,288,000	2,712,000	16%
TOTAL REVENUES	1,053,385,000	1,003,737,000	49,648,000	5%
TOTAL EXPENDITURES	1,053,385,000	1,003,737,000		
Research Enterprise				
Grants and Contracts Direct Costs	1,164,898,000	1,150,898,000	14,000,000	1%
TOTAL REVENUES	1,164,898,000	1,150,898,000	14,000,000	1%
TOTAL EXPENDITURES	1,164,898,000	1,150,898,000		
Restricted Funds				
Gift Income & Endowment Distributions	214,255,000	192,630,000	21,625,000	11%
State Restricted Funds	8,274,000	6,949,000	1,325,000	19%
TOTAL REVENUES	222,529,000	199,579,000	22,950,000	11%
TOTAL EXPENDITURES	222,529,000	199,579,000		
UW Medicine health system (Preliminary)				
UW Medical Center	908,936,000	867,015,000	41,921,000	5%
Harborview Medical Center**	782,163,000	759,683,000	22,480,000	3%
Valley Medical Center	441,486,000	404,129,000	37,357,000	9%
NW Hospital	315,821,000	305,554,000	10,267,000	3%
UW Physicians	242,200,000	235,500,000	6,700,000	3%
Airlift NW	42,500,000	37,551,000	4,949,000	13%
UW Neighborhood Clinics	29,530,000	27,676,000	1,854,000	7%
TOTAL REVENUES	2,762,636,000	2,637,108,000	125,528,000	5%
TOTAL EXPENDITURES	2,762,636,000	2,637,108,000		
Auxiliary Activities				
Housing and Dining	81,421,000	68,680,000	12,741,000	19%
Intercollegiate Athletics	81,809,000	71,872,000	9,937,000	14%
Educational Outreach	93,406,000	85,225,000	8,181,000	10%
Parking	34,651,000	35,152,000	(501,000)	-1%
Other Auxiliary Activities	410,238,000	402,194,000	8,044,000	2%
TOTAL REVENUES	701,525,000	663,123,000	38,402,000	6%
TOTAL EXPENDITURES	701,525,000	663,123,000		
Total Revenues	5,904,973,000	5,654,445,000	250,528,000	4.43%
Total Expenditures	5,904,973,000	5,654,445,000	250,528,000	4.43%

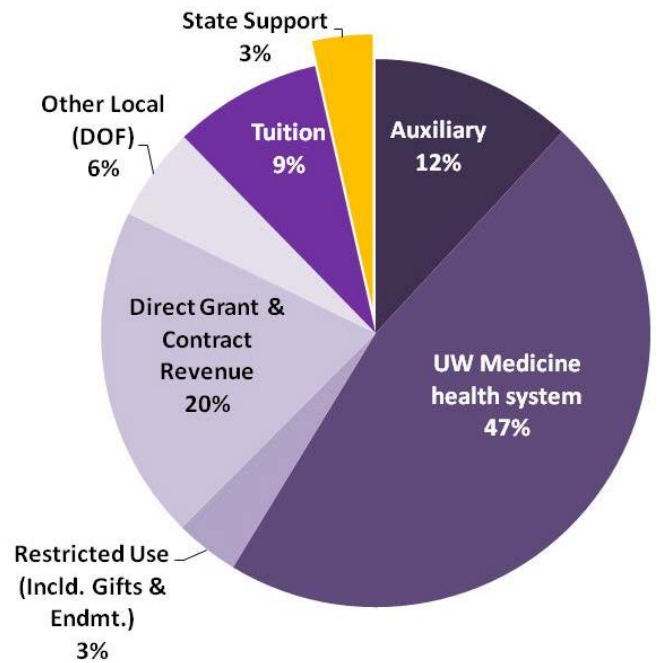
* With the exception of the health system, FY12 "adopted" reflects Regents FY12 adopted budget.

**Harborview Medical Center is managed by UW Medicine, but appears on King County's financial statement.

Significant Considerations for FY13

The UW's FY13 budget, combining all sources of revenue, is anticipated to be \$5.9 billion. Primary revenue sources in FY13 include those from the UW Medicine health system, federal grants and contracts, and net tuition operating fees.

Net tuition operating fees: Per statutory authorization in the 2011-13 biennial state operating budget, **UW Administration recommends a 16 percent resident undergraduate tuition increase.** Should that increase be approved along with increases outlined in Table 12, tuition revenue would comprise 71 percent of the University's general operating fund resources on a budgeted basis (state funds plus net operating fee tuition revenue). Slow economic recovery continues to stunt the state's general fund growth, resulting in another year of depressed state support for all state agencies. While the 2012 supplemental state operating budget did not result in a significant **new** reduction of UW's state funding, the UW has nearly \$200 million less state funds than it did in FY09. In fact, state funding per student FTE has dropped significantly in five years, from \$11,540 (FY08) to \$4,855 (FY13). See Section 2, page 12, for per student funding levels.

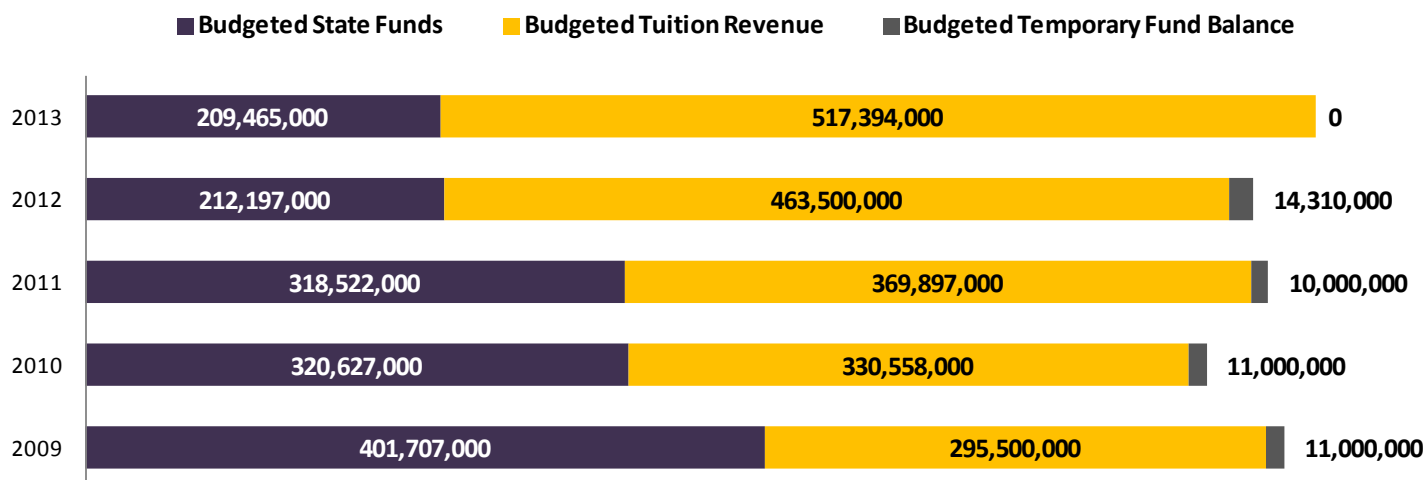


Important Policies Implicit in the FY13 Draft Budget:

1. Budget recommendations have been developed according to the priorities and principles developed during broad cross-campus consultation. **During May, the Provost and Vice Provost for Planning & Budgeting met with many student, faculty, and administrative groups.**
2. Under the guidelines of Activity Based Budgeting (ABB), net tuition operating fee revenue flows back to where it is produced. Additionally, on the Seattle campus, 70 percent of the net incremental revenue from tuition increases will be allocated back to the **academic units** that generate tuition operating fee revenue, while 30 percent will be allocated by the Provost for investment in critical academic and support services.
3. Research funding consists of direct research expenditures from contracts and grants and indirect cost recovery (ICR), which is also referred to as Facilities and Administrative Cost (F&A). ICR is a mechanism by which external funding agencies reimburse the UW for infrastructure costs associated with the conduct of sponsored research. In FY11, units generating ICR received roughly 34 percent of it back as research cost recovery (RCR). **Under ABB, 35 percent of ICR will be directly allocated to units managing the grants and 65 percent will be retained centrally to cover administrative and facilities costs.**

University Operating Resources

As the chart below demonstrates, state funds and net tuition operating fee revenue are used to fund university operations. Over time, activity (academic) units have experienced growth in operating fee revenue and designated funds, while state funds have declined. In general, new state funding reductions are minimal (see Table 3, page 6). Tuition rates are provided in Table 12, page 15. **The total revenue for FY13 in the figure below includes incremental net operating fee increases and still represents a shortfall of \$3,000 per student funding when compared to FY08.**



The proposed FY13 University Operating Resources budget is presented in Table 2 below. Note that increased institutional overhead is due to a conservative FY12 revenue estimate and program expansions in Educational Outreach. Tuition operating fees are, again, covered in Section 2.

TABLE 2: University Operating Resources

University Operating Resources	FY 2013 Proposed	FY 2012 Adopted
General Operating Fund		
State General Fund	209,465,000	212,197,000
Tuition Operating Fees	517,394,000	463,500,000
Use of Fund Balance for Temporary Expenditures	0	14,310,000
TOTAL REVENUES	726,859,000	690,007,000
Designated Operating Fund		
Indirect Cost Recovery	233,000,000	230,000,000
Institutional Overhead	20,000,000	17,288,000
Summer Quarter Tuition	46,600,000	40,692,000
Investment Income	16,176,000	15,000,000
Miscellaneous Fees	5,795,000	5,795,000
UWB & UWT Admin Overhead	4,755,000	4,755,000
Administrative Allowances	200,000	200,000
TOTAL REVENUES	326,526,000	313,730,000
TOTAL - UNIVERSITY OPERATING RESOURCES	1,053,385,000	1,003,737,000 ⁶

Campus Budget Reductions and Tuition Allocations

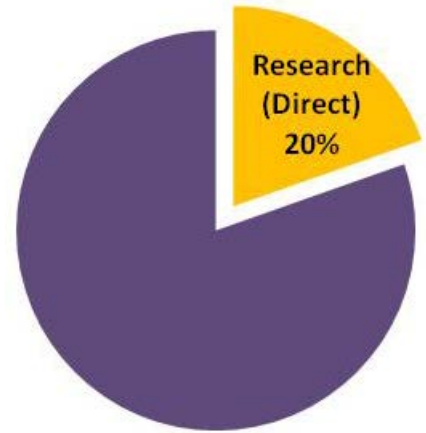
FY13 budget reduction is summarized below. The minor state funding reduction and cost of transferring existing state support to the College of Engineering and Schools of Medicine and Dentistry are distributed to each campus according to current policy.

TABLE 3: DRAFT SEATTLE Budget Reductions and New Allocations for FY13

Tri-Campus Budget Changes	
FY2013 State Funding Reduction	(2,732,000)
FY2013 Permanent Fund Shift to Engineering	(3,800,000)
FY2013 Permanent Fund Shift to WWAMI	(610,000)
FY2013 Permanent Fund Shift to RIDE	(190,000)
Total FY2013 UW State Required Adjustments	(7,332,000)
Less UWB Share of \$7.3 million Cut	364,000
Less UWT Share of \$7.3 million Cut	466,000
Subtotal FY2013 UW Seattle State Req'd. Adjustments	(6,502,000)
Fixed/required Cost Increases Seattle (Appendix 2, Last Line)	(18,375,000)
Offsetting ICR Revenue Increase	3,000,000
Offsetting Institutional Overhead Increase	2,712,000
Offsetting Summer Quarter Revenue Tuition Increase	4,270,000
Offset to UW Seattle Cut (Ruckelshaus Transfer to WSU)	90,000
Offsetting Administrative Benefit Rate Covered by Provost	2,711,000
UWS TOTAL ADJUSTED REDUCTION	(12,094,000)

The total FY13 **budget reduction for the UW Seattle** campus is **\$12,094,000**, which includes required cost increases accounted for in Appendix 2. New, net tuition operating revenue (based on the assumptions previously described) has an overall positive effect for all campuses and Seattle academic units.

Research Enterprise



Direct expenditures on grants and contracts are projected to increase slightly in FY13.

ARRA-related expenditures are expected to slow this fiscal year, leading up to the final deadline that ARRA expenses can be posted. In addition, it is possible that there may be new, significant reductions in National Institutes of Health and National Science Foundation research budgets as a result of the federal budget process for this fiscal year, should federal sequestration (across-the-board agency reductions) occur in January 2013.

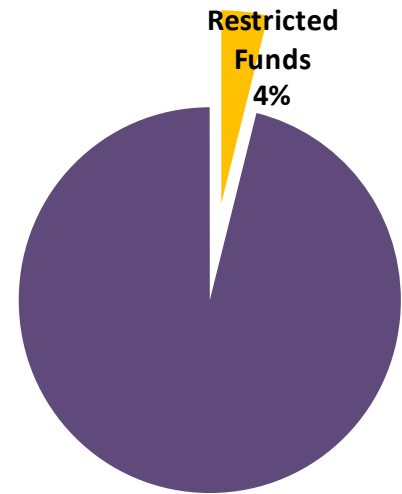
TABLE 4: Research Enterprise

Revenues	FY 2013 Proposed	FY 2012 Adopted
Research Enterprise		
Grants and Contracts Direct Costs	1,164,898,000	1,150,898,000
TOTAL REVENUES	1,164,898,000	1,150,898,000
TOTAL EXPENDITURES	1,164,898,000	1,150,898,000

Restricted Funds

Expenditures for nearly all gifts and state restricted funds can **only be used** for the purposes specified by the granting agency, donor or the Washington State Legislature. Thus, annual expenditures for these areas are assumed to be equal to budgeted levels.

Gift income and endowment distribution revenue presented below does not provide a comprehensive view of the outgoing years of endowment support. FY13 revenue is only representative of one year of distribution. Based on the Board of Regents' approved endowment distribution policy of 5 percent of average quarter market value, we are projecting an endowment distribution of \$105 million (which includes the 1 percent set-aside to offset endowment-related expenses in Treasury and Advancement). Gift income represents anticipated expenditures against "current use" gifts and this year, we project \$108 million in gift income.



It is interesting to note that in FY13 the combined funding in the operating budget of \$214 million from philanthropic investments surpasses funding from the State of Washington for the first time.

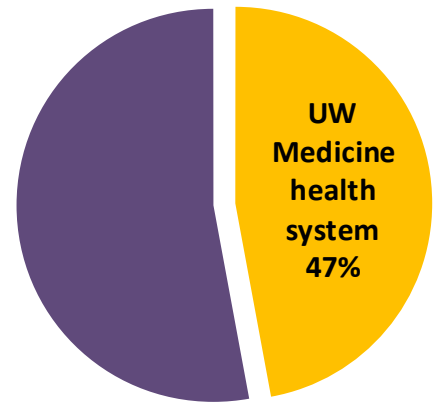
In the past, the "state restricted funds" line item was comprised only of Accident and Medical Aid account revenue, which will continue to benefit the School of Public Health for specific activities performed by the Department of Environmental Health in FY13. However, this year, there is a small appropriation from the Biotoxin Account included in this category, as well as a \$1.5 million appropriation from the Economic Development Strategic Reserve Account funds to support the new Aerospace Center (jointly run by the University of Washington, Washington State University, and other institutions).

TABLE 5: Restricted Funds

	FY 2013 Proposed	FY 2012 Adopted
Revenues		
Restricted Funds		
Gift Income & Endowment Distributions	214,255,000	192,630,000
State Restricted Funds	8,274,000	6,949,000
TOTAL REVENUES	222,529,000	199,579,000
TOTAL EXPENDITURES	222,529,000	199,579,000

UW Medicine Health System

Last year, UW Administration for the first time included all seven components of the UW Medicine health system in the budget item (Table 1 on page 3 and in Table 6 below). **Please note that FY13 revenues and expenditures from the UW Medicine health system are preliminary.**



Note that FY12 adopted revenues and expenditures for the UW Medicine health system have been revised since the Regents adopted the FY12 budget in June 2011.

TABLE 6: UW Medicine health system

Revenues	FY 2013 Proposed	FY 2012 Adopted
UW Medicine health system		
UW Medical Center	908,936,000	867,015,000
Harborview Medical Center	782,163,000	759,683,000
Valley Medical Center	441,486,000	404,129,000
NW Hospital	315,821,000	305,554,000
UW Physicians	242,200,000	235,500,000
Airlift NW	42,500,000	37,551,000
UW Neighborhood Clinics	29,530,000	27,676,000
TOTAL REVENUES	2,762,636,000	2,637,108,000
TOTAL EXPENDITURES	2,762,636,000	2,637,108,000

Auxiliary Units

The University's large, self-sustaining auxiliary business enterprises (Educational Outreach, Housing and Food Services, Intercollegiate Athletics, and Parking and Transportation Services) are all financially stable and growth is expected in FY13. The University charges institutional overhead to these units to recover the cost of central services. Increases assumed in revenue projections below are separately reviewed and approved by the Board in standalone items. **As requested, "Other Auxiliary Activities" are presented in greater detail in Table 8 below.**

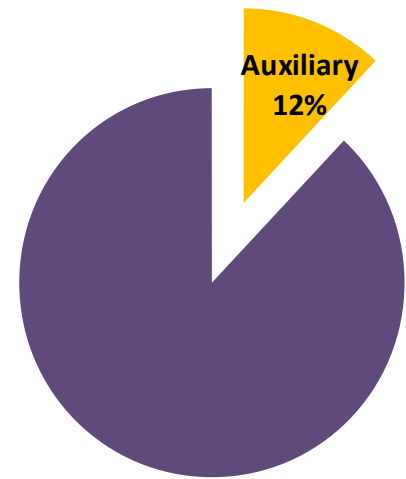


TABLE 7: Auxiliary Units

Auxiliary Activities		
Housing and Dining	81,421,000	68,680,000
Intercollegiate Athletics	81,809,000	71,872,000
Educational Outreach	93,406,000	85,225,000
Parking	34,651,000	35,152,000
Other Auxiliary Activities*	410,238,000	402,194,000
TOTAL REVENUES	701,525,000	663,123,000
TOTAL EXPENDITURES	701,525,000	663,123,000

***TABLE 8: "Other Auxiliary Activities" (Threshold of \$6 million+ in Estimated Revenue)**

"Other Auxiliary Activities"	Estimated Revenue
School of Medicine (includes Lab Medicine, medical residents, comparative med, genome sciences, WWAMI)	147,500,000
Misc. Auxiliary Activities	110,104,000
UW Information Technology (UWIT)	43,250,000
Real Estate Office	25,875,000
School of Business (fee based programs and other activities)	21,787,000
International Programs and Exchanges	13,875,000
College of the Environment (Research vessels and other activities)	13,109,000
UW Bothell and UW Tacoma	10,000,000
Dentistry Clinics and Residents	9,000,000
Creative Communications	8,875,000
Campus Maintenance	6,625,000
TOTAL	410,000,000

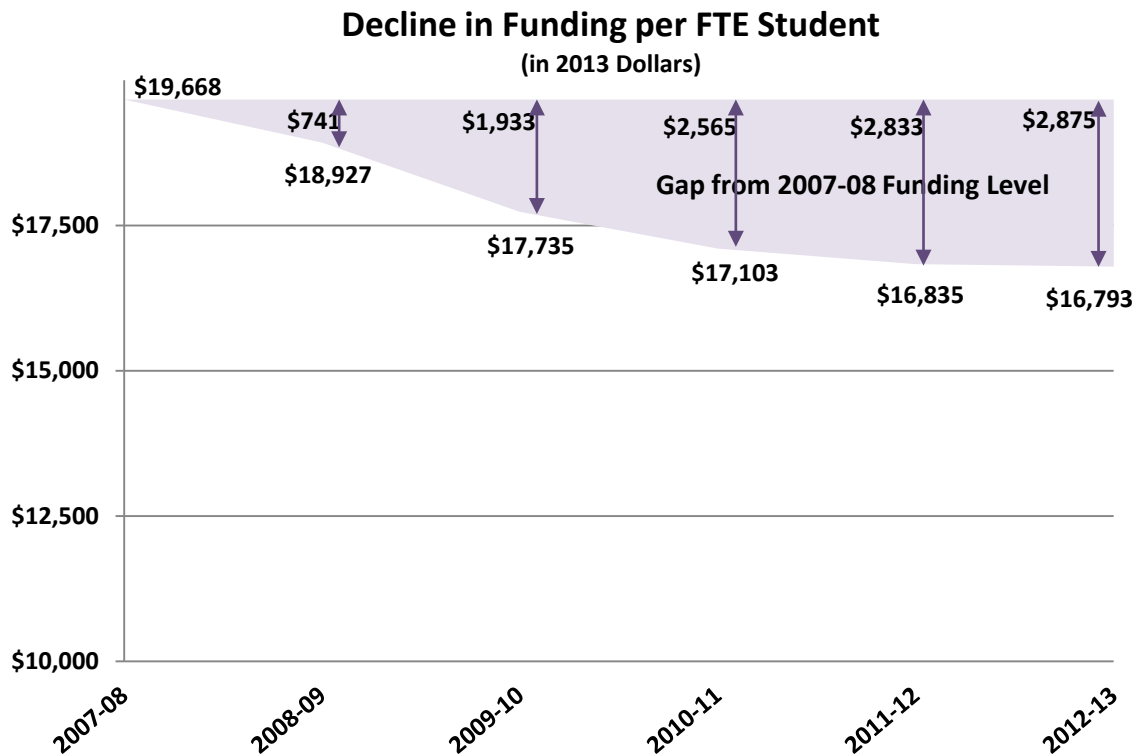
Within Table 8, the row marked "Miscellaneous Auxiliary Activities" contains revenue from over 400 smaller budgets that, individually, do not meet a \$6 million threshold.

SECTION 2: TUITION ITEM

Tuition Item

This section is intended to provide the campus community information with respect to tuition and financial aid.

First, an examination of funding per student FTE reveals that our students are supported nearly \$3,000 less than they were in FY08, due to declining state funding and increasing enrollments. Interestingly, over the last ten years, UW degree production in Science, Technology, Engineering and Mathematics has increased 60 percent and these programs are comparatively more expensive to deliver.



The gap in funding raises the question: Has the quality of a UW education suffered in tandem and if so, how might we reverse these effects?

- Since 2008, the number of faculty FTE funded from Central Operating Budgets declined 7 percent. During that same period, student FTE increased 8 percent.
- At the same time that the number of faculty decreased, the proportion of faculty who are tenured or tenure-track has also decreased – from 50.2 percent to 47.6 percent. In 2008, tenured and tenure-track faculty taught 60 percent of undergraduate course sections and last year, they taught 54 percent.
- Since 2006, the average class size in 100 level courses grew from 48 to 61 and the average class size in 300 level courses grew from 37 to 42. The dramatic change in the average class size of

100 level courses reflects a reduction in the number of course sections of 14 percent and an increase in the number of students enrolled of 10 percent.

- In 2009, the UW employed 1,546 TAs per quarter on average. This academic year, the UW employs an average of 1,474 TAs per quarter.

Permanent new resources must be provided to hire both more faculty and more teaching assistants, growing class sizes must be considered, additional course sections must be offered to students wishing to graduate in a timely manner, and erosion of tenured and tenure track faculty lines must be stopped. **To that end, the following resident undergraduate rates were considered in the May information item. Those increases are shown below.**

TABLE 9: Resident Undergraduate Tuition Rate Ranges

	Undergraduate Resident Tuition Increase for 2012-13		
	14%	16%	18%
Tuition Rate*	\$11,110	\$11,305	\$11,500
Net Revenue Increase	\$30.3 m	\$34.6 m	\$39.0 m
Incremental Aid Required	\$8.7 m	\$10.0 m	\$11.5 m
Net Revenue After Aid	\$21.6 m	\$24.6 m	\$27.5 m

* Does not include mandatory fees

After discussions with multiple groups on campus, **UW Administration recommends a 16 percent resident undergraduate tuition rate increase.** Incremental net tuition operating fee revenue should be used to stabilize the academic mission of the UW. Quality is of paramount concern, and new revenue can be used to hire more teaching assistants and replace faculty who have not been replaced during this budget crisis. This will make it possible both to open more course sections and to provide improved course experiences.

A number of other services have also been cut drastically over the past two years, and increased net tuition operating fee revenue will also be used to restore some of those services. The libraries can begin to address cuts in collections, Student Life can increase the availability of mental health counseling to students, writing centers can be further restored, and career advising can be strengthened so that students can optimize the career returns on their educational investment.

Financial Aid Policy

There are a number of ways in which tuition policy is intertwined with financial aid policy. UW policy requires that an amount equal to four percent of the total resident portion of tuition charged to all students be used for tuition waivers – three-fourths of these waivers are awarded on the basis of need and one-fourth on the basis of merit. In addition, the State requires that the UW use an amount equal to five percent of total tuition revenue collected for financial aid. Both the waivers and the legislated financial aid set-aside are collected from the tuition paid by both resident and non-resident students but are awarded only to residents.

In addition, waivers that represent foregone revenue help many students pay for tuition. The largest group of these waivers is automatically awarded to students with graduate service appointments.

Finally, given recent repeated double-digit tuition increases, the UW has used a portion of incremental revenue from undergraduate residents for aid to undergraduate residents. It is recommended that 30 percent of incremental revenue from the tuition increase for 2012-13 be used for financial aid. This is consistent with the practice of many other institutions, including the University of California schools. If this recommendation is followed, assuming a 16 percent tuition increase, we expect the following aid profile for 2012-13.

Table 10: 2012-13 Tuition-Based Aid and Waivers Representing Foregone Tuition Revenue

2012-13 Institutional Aid		Undergraduate		Graduate/Professional		Total
		Resident	Non-Resident	Resident	Non-Resident	
3% need waivers, 1% merit waivers, 5% set-aside	From Group:	\$25,070,000	\$10,474,000	\$7,263,000	\$5,830,000	\$48,637,000
	To Group:	\$32,537,000	\$0	\$16,100,000	\$0	\$48,637,000
Additional Aid		\$22,260,000	\$0	\$0	\$0	\$22,260,000
Total Aid from Tuition Revenue		\$54,797,000	\$0	\$16,100,000	\$0	\$70,897,000
Waivers - Foregone Revenue		\$2,673,300	\$2,746,500	\$8,319,300	\$55,846,500	\$69,585,600
Total Tuition-Related Financial Aid		\$57,470,300	\$2,746,500	\$24,419,300	\$55,846,500	\$140,482,600
Tuition-Related Financial Aid as Percentage of Total Tuition Charged		20.1%	1.7%	28.0%	45.5%	21.3%

Peer Comparisons

As a point of reference, undergraduate resident tuition and required fees are often compared to those of our peers. As shown in Table 11, the resident undergraduate tuition and fee rate would remain in line with the average tuition and fee projections of Global Challenge State (GCS) peers and *US News and World Report* (USNWR) top ten public universities.

TABLE 11: Undergraduate Resident Tuition Peer Comparisons

Undergraduate Resident	2011-12	2012-13*
University of Washington (Seattle)	10,574	12,401
University of Washington (Bothell)	10,241	11,901
University of Washington (Tacoma)	10,343	11,902
Global Challenge State Peer Average	11,858	12,450
US News Top Ten Public Average	11,645	12,227

* Peer projections are based on a 5% increase; the UW's projection is based on a 16 percent increase and includes required student fees.

TABLE 12: 2012-13 Proposed Tuition Rates

2012-13 Proposed Tuition Rates						
Tuition Category	Resident			Nonresident		
	Percent Increase	Dollar Increase	Tuition	Percent Increase	Dollar Increase	Tuition
Undergraduate	16.0%	1,559	11,305	6.0%	1,630	28,860
Graduate Tier I ¹	10.0%	1,210	13,280	3.0%	750	25,690
Graduate Tier II ²	8.0%	1,010	13,620	3.0%	760	26,240
Graduate Tier III ³	6.0%	790	13,930	3.0%	780	26,790
Master of Library and Information Science ⁴	5.4%	710	13,930	5.4%	1,560	30,490
Master of Social Work	10.0%	1,330	14,600	3.0%	780	26,930
Master of Public Health	10.0%	1,420	15,660	10.0%	2,890	31,800
College of Built Environments	0.0%	0	15,770	0.0%	0	34,500
Master of Public Affairs ⁵	10.0%	1,590	17,450	0.0%	0	31,320
Nursing Master and Doctor of Nursing Practice	10.0%	1,950	21,430	0.0%	0	38,550
Doctor of Pharmacy	15.0%	2,990	22,940	15.0%	5,560	42,610
Master of Business Administration (<i>incoming</i>)	4.0%	1,020	26,530	4.0%	1,500	39,080
Master of Business Administration (<i>continuing</i>)	4.0%	990	25,510	2.0%	740	37,580
Law (JD)	12.0%	3,090	28,870	5.0%	1,990	41,840
Master of Laws (LLM)	12.0%	1,790	16,720	5.0%	1,580	33,180
Dental Professional (year 1)	20.0%	5,310	31,870	5.0%	2,470	51,940
Dental Professional (years 2,3,4)	15.0%	3,840	29,460	5.0%	2,470	51,940
Medical Professional (MD)	10.0%	2,470	27,190	4.5%	2,420	56,120
Post Bacc/Non-Matric - ug courses only	16.0%	1,559	11,305	6.0%	1,630	28,860
Post Bacc/Non-Matric with any grad course	6.0%	790	13,930	3.0%	780	26,790
UW Bothell and UW Tacoma						
Bothell Master of Nursing (<i>Tier II</i>)	8.0%	1,010	13,620	3.0%	760	26,240
Bothell Master of Business Administration (<i>incoming</i>)	0.0%	0	21,720	0.0%	0	28,330
Bothell Master of Business Administration (<i>continuing</i>)	4.0%	840	21,720	2.0%	560	28,330
Tacoma Master of Nursing (<i>Tier II</i>)	8.0%	1,010	13,620	3.0%	760	26,240
Tacoma Master of Business Administration (<i>incoming</i>)	4.5%	820	18,970	0.0%	0	31,570
Tacoma Master of Business Administration (<i>continuing</i>)	4.6%	790	18,150	0.0%	0	31,570
2012-13 Proposed New Tuition Categories						
College of the Environment graduate programs ⁶	12.9%	1,550	13,620	5.2%	1,300	26,240
College of Education Doctor of Education & PhD (<i>was Tier I</i>)	12.9%	1,550	13,620	5.2%	1,300	26,240
College of Education Master of Education & Master in Teaching (<i>was Tier II</i>)	8.0%	1,010	13,620	3.0%	760	26,240
Master of Chemical Engineering (<i>was Tier III</i>)	25.6%	3,360	16,500	0.0%	0	26,010
Master of Material Science and Engineering (<i>was Tier III</i>)	25.6%	3,360	16,500	0.0%	0	26,010

Footnotes are provided on the following page.

¹Tier I includes all masters and PhD programs that are not found in separate tuition categories or Tiers II or III.

²Tier II includes the PhD in Social Work, nonprofessional masters in Medicine, Master of Science and PhD in Dentistry, and the Master of Arts in Policy Studies (Bothell).

³Tier III includes all masters and PhD students in Engineering (except the Master in Chemical Engineering and in Material Science and Engineering), the Master of Science and PhD in both Nursing (Seattle only) and Public Health, the Master of Science in Computing and Software Systems (Tacoma), and the EdD (Tacoma, Education - new in Summer 2013)

⁴MLIS program has been moved to EO and is closed to new enrollments.

⁵The Master of Public Affairs previously had different rates for incoming and continuing students; that tuition structure has been discontinued.

⁶Includes programs in: Aquatic and Fishery Science, Atmospheric Studies, Climate Science, Earth & Space Sciences, Forest Resources, Forest Resources/Economics, Geological Sciences, Geophysics, Oceanography, Marine Affairs. The Masters programs in Earth & Space Sciences, Forest Resources, and Marine Affairs were in Tier II; all others were in Tier I.

2012-13 Proposed Fee Increases Requiring Legislative Authorization

Under terms of Initiative 1053, all agency fee increases (including tuition) must receive legislative approval prior to implementation. This approval is currently provided in Section 603 of the **enacted biennial budget**. The language includes a specific increase level for undergraduate resident tuition. For all other fee categories, the Board of Regents is authorized to increase fees “by amounts judged reasonable and necessary by the governing board.”

Tuition rates for state-subsidized academic programs, service and activities fees, technology fees, and others are specifically approved by the Regents. For fee increases that are implemented under authority that the Regents have delegated to the President and Provost, the Regents must determine that fee increases in those categories are reasonable and necessary.

Fee increases associated with housing, dining, and other required fees were separately reviewed and approved by the Board and are included in the projection for Auxiliary Units.

SECTION 3: CAPITAL BUDGET

Capital Budget

The proposed FY13 UW capital budget summarizes new capital works funded by local funds, UW debt, state bonds, UW Building Account funds, and other, external sources. In addition, UW Administration prepared a revised edition of the UW's One Capital Plan, which summarizes major short, mid, and long term space and capital needs for the 2013-15 biennium as well as the next ten years; this document is appended to the item as Appendix 3.

Fiscal Year 2013 Capital Budget

Final legislative action on two capital budget bills - a bond authority bill and a "Washington Works" bill - are reflected in the state funding information and UW Building account information in this section. The final state budgets devote \$26.8 million in **new** State Building Construction Account funds for construction of UW Bothell Phase 3 and design of the Burke Museum. Additionally, \$4.3 million of State Toxics Control Account funds and \$700,000 of Building Construction Account funds were appropriated for soil remediation at UW Tacoma.

Overall, it is important to continue to view state capital resources as a critical component of the UW's capital resource planning, but the ability of the public to fund major capital investments will remain very limited for the foreseeable future. As we bring greater rigor and clarity to our long range academic program and campus infrastructure needs, and identify those components most critical to success in both the short and long term, our capital needs will continue to require much more than the State can reasonably support.

Acquisition

UW Bothell Strategic Real Estate Investments

Placeholder for potential future real property acquisitions supports UW Bothell's rigorous identification of operating and capital resources required to support their framework for growth towards 6,000 student FTE.

Infrastructure

Emergent Planning Studies

Support for key planning resources in response to external regulatory and review of impacts to UW physical development priorities.

Landscape Planning Framework

Planning associated with identification and preliminary prioritization of major UW Seattle campus landscape improvement projects, ranging from analysis of open spaces supporting academic and research use, entrance and edges design, wayfinding and signage, historic buildings and landscape survey, and other topics, contributing to West of 15th and Campus Master Plan efforts as well as to ongoing stewardship of the campus landscape.

Resilient UW Plan

Effective Emergency Response Planning has advanced continuously at the UW and now includes a business continuity component and new state-of-the-art emergency operations center in the UW Tower. To continue the ongoing high level of emergency response planning, new steps can be taken to significantly improve the UW's ability to absorb a major disaster event and quickly recover.

UW Preventative Facility Maintenance

Included as a budget shift from capital to operating resources in the 2009-11 state capital appropriation, the 2011-13 appropriation continued the 2009-11 precedent by providing \$12,912,500 for the UW's preventative facility maintenance operating budget in FY13 funded from the UW Building Account.

UW Seattle Campus Master Plan Initiative

A critical initiative as UW Seattle begins the process of developing a new physical development vision, internally and with neighbors and local/regional regulatory officials.

UW Tacoma Groundwater and Soil Remediation

The ability of University of Washington Tacoma (UWT) to provide the capacity necessary to meet their mandates for higher education opportunity in the South Puget Sound Region is tied to future capital investments including renovation, new building, real estate acquisition, but, of equal importance, ongoing remediation of soil and groundwater contamination within Tacoma's historic rail corridor and manufacturing district in the lower Pacific Avenue neighborhood.

Instruction

Burke Museum Renovation

The Burke Museum has continued to receive support from the State Legislature, first for the Predesign phase, and during the recently completed 2012 legislative session, for the Design phase of the planned comprehensive renovation of the 1962, approximately 70,000 gross square foot, natural history laboratory and museum building on the UW Seattle campus.

CoEnv – Anderson Hall Renovation

UW requested that the Governor's Office of Financial Management adjust the 2011-2013 Anderson Hall Renovation appropriation and allow us to use those funds to meet UW's most pressing minor capital repair needs – roof repair and fire and life safety improvements. The Governor and the State Legislature did not support this Supplemental Capital Budget request.

UW Bothell Phase 3

In response to the Governor's questions prior to the start of the recent state legislation session regarding the highest-priority "shovel-ready" UW capital projects, the UW Bothell Phase 3 project site work design is complete, entitled, and shovel ready. Approximately six months after the start of the Site Work phase, UW would be able to bid, award, and procure the building construction shortly thereafter. Construction phase funding for the UW Bothell Phase 3 classroom building project has been one of the UW's highest state capital budget request priorities.

Research

Core Research Facilities – MHSC 6th Floor Renovation

A priority of the UW Core Research Facilities Master Plan, this project will support increased core research capacity by consolidation of decentralized facilities and will enhance operational efficiencies and improve the quality of research.

Core Research Facilities – MHSC I Wing

A priority of the UW Core Research Facilities Master Plan, this project will relocate and consolidate the key core research facilities administrative activities on the UW Seattle campus resulting in

significant operational efficiencies serving core research and adding additional core research capacity.

Core Research Facilities – Vista I

A priority of the UW Core Research Facilities Master Plan, Phase I of a 20-year capital plan will meet the projected core research facilities 10-year census projections in a state-of-the-art, efficient, centralized facility to cost-effectively serve the needs and improve the quality of health and life science research on the UW Seattle campus.

Core Research Facilities – Western Building

A priority of the UW Core Research Facilities Master Plan, this project will add additional core research census holding and operational support area to the UW National Primate Research Center at the Western Building. The core research facilities at the Western Building provide critical support to UW research activities including research at UW School of Medicine's South Lake Union facilities.

Fluke Hall CoE Research Relocation

In response to state legislation from the 2011-13 biennial session, the development and consolidation of the UW Center for Commercialization's Incubator research activities and associated improvements to UW's Micro Fabrication Facility in the former Washington Technology Center's Fluke Hall on the UW Seattle Campus is expected to require the relocation of College of Engineering research activities to new locations on the UW Seattle campus.

Fluke Hall Renovation – C4C and MFF

In response to state legislation from the 2011-2013 biennial session, we are developing the UW Center for Commercialization's Incubator research laboratory and office areas, and associated improvements to UW's central Micro Fabrication Facility, serving UW Seattle's clean room research needs, in the former Washington Technology Center's 1990, 73,000 gross square foot Fluke Hall.

Student Life

House of Knowledge Longhouse

The Intellectual House will provide a multi-service learning and gathering space for Native American students, faculty and staff, and others of various cultures and communities to come together in a supporting and welcoming educational environment. Fundraising efforts have been impacted by the Great Recession. The project proposes using the available funding and move forward with the first phase in FY13, with a building and its surrounding landscape serving as a community gathering place.

UW Police Station Relocation

The UW Police Department will be relocated from its current facility in the Bryants Building on Portage Bay as a consequence of the UW's anticipated agreement to make available this property for use as a public open space, in mitigation of WSDOT's planned SR-520 Lake Washington Bridge project. The project remains in active early planning stages of development.

2013-15 (FY14 & FY15) State Capital Budget Request

UW Administration also seeks approval to begin work on the UW's 2013-15 state capital budget submission. In this budget submission, the UW will ask for state approval, and in some cases, state funds, to support projects in major infrastructure system renewal, building infrastructure and minor capital repairs, Denny Hall renovation, Lewis Hall renovation, Tacoma Groundwater and Soil Remediation, Health Sciences T-Wing health sciences education building design, Health and Life Sciences research building design, and Engineering Research renovation. Please review Table 14: State Capital Budget Request.

2013-25 One Capital Plan

The revised One Capital Plan shows total planned expenditures trending upward, primarily in response to completion of additional academic and infrastructure precinct program and capital plans, while the capital investment portfolio targets remain approximately consistent: 25 percent infrastructure, 25 percent instruction, and 40 percent research.

With the exception of UW-Bothell and UW-Tacoma, instructional program capital investments are increasingly focused on repurposing existing and older facilities, while improving operating efficiencies, which include improvements in energy, water resources, human resources/IT technologies, and increasingly centralized operating models. Research program capital investments are increasingly focused on developing new, flexible, and extreme operationally efficient buildings. Infrastructure program capital investments are promoting energy cost-reduction, reliability; enhanced resilient for business continuity, and are anticipating the shift, in many cases, to more virtual learning environments.

Changes to the May articulation of the One Capital Plan include:

1. **Fluke Hall (College of Engineering) Research Relocation:** Local fund allocation in FY12 has been reduced to \$1.95 million and the remaining cost related to the Fluke Relocation is included in the \$13.3 million state budget request for College of Engineering's classroom and research renovation (which accommodates research activity from Fluke Hall).
2. **UW Building Account:** The current \$62 million building account projection assumes a \$54 million prior biennial base and new tuition adjustments. However, this projection is preliminary and will be fine tuned as the next biennium progresses. These funds are devoted to minor capital repairs currently.

Table 13: FY13 Capital Budget

Program Category	Description	Project Cost	UW Building Account	State Building Constn. Account	Local Funds	Potential Debt	TOTAL
Acquisition							
	UW Bothell Strategic Real Estate Investments	\$15,000,000	-	-	-	5,000,000	5,000,000
Infrastructure							
	UW Seattle Campus Master Planning Initiative	\$2,700,000			175,000		175,000
	Emergent Planning Studies	\$200,000	-	-	50,000	-	50,000
	Landscape Framework Planning	\$750,000	-	-	375,000	-	375,000
	Resilient UW Plan	\$225,000	-	-	100,000	-	100,000
	UW Preventative Facility Maintenance	N/A	12,912,500	-	-	-	12,912,500
	UW Tacoma Campus Development and Soil Remed.	\$72,500,000	-	5,000,000	-	-	5,000,000
Instruction							
	Burke Museum Renovation	\$52,500,000	-	3,500,000	-	-	3,500,000
	CoEnv - Anderson Hall Renovation	\$24,200,000	-	-1,553,000	-	-	-1,553,000
	UW Bothell Phase 3	\$69,000,000	12,963,000	19,887,000	-	30,000,000	62,850,000
Research							
	Core Research Facilities - MHSC 6th Floor Renovation	\$900,000	-	-	900,000	-	900,000
	Core Research Facilities - MHSC I Wing	\$3,200,000	-	-	3,200,000	-	3,200,000
	Core Research Facilities - Vista I	\$83,500,000	-	-	13,500,000	-	13,500,000
	Core Research Facilities - Western Building	\$5,600,000	-	-	5,600,000	-	5,600,000
	Fluke Hall CoE Research Relocation	\$1,950,000	-	-	1,950,000	-	1,950,000
	Fluke Hall Renovation - C4C and MFF	\$28,500,000	-	-	6,000,000	-	6,000,000
Student Life							
	House of Knowledge Long House	\$5,800,000	-	-	1,400,000	-	1,400,000
	UW Police Department Relocation	\$25,000,000	-	-	25,000,000	-	25,000,000
Total Proposed Capital Investments			25,875,500	26,834,000	58,250,000	35,000,000	145,959,500

Table 14: Biennial (FY14 & FY15) Capital Budget Request

Program Category	Description	Project Cost	UW Building Account	State Building Consn. Account	Local Funds	Potential Debt	TOTAL
Acquisition							
	UW Seattle Strategic Real Estate Investment		-	-	-	35,000,000	35,000,000
Clinic							
	UWMC Expansion - Phase 2	\$97,000,000	-	-	26,000,000	71,000,000	97,000,000
Housing							
	UW Seattle Student Housing - West Campus - New Center	\$78,000,000	-	-	-	78,000,000	78,000,000
	UW Seattle Student Housing - West Campus - New Terry	\$55,000,000	-	-	-	55,000,000	55,000,000
Infrastructure							
	CoEnv Precinct Plan	\$100,000	-	-	100,000	-	100,000
	Emergent Planning Studies	\$200,000	-	-	75,000	-	75,000
	Enterprise Information System	\$110,000,000	-	-	-	5,000,000	5,000,000
	Landscape Framework Planning	\$750,000	-	-	375,000	-	375,000
	Major Infrastructure - System Renewal Projects	\$79,500,000	-	14,500,000	-	-	14,500,000
	Major Infrastructure - UW District Energy Resource Center	\$20,500,000	-	2,200,000	-	-	2,200,000
	Minor Capital Repair - Building Infrastructure Improvements	\$554,500,000	62,000,000	64,700,000	-	-	126,700,000
	Minor Capital Repair - Program Improvements	\$141,000,000	-	-	17,500,000	-	17,500,000
	Resilient UW Plan	\$225,000	-	-	125,000	-	125,000
	UW Burke Gilman Trail Development	\$30,000,000	-	-	7,000,000	-	7,000,000
	UW Seattle Campus Master Plan Initiative	\$2,700,000	-	-	525,000	-	525,000
	UW Tacoma Station - Prairie Line Trail	\$4,400,000	-	-	2,400,000	-	2,400,000
Instruction							
	CAS - Denny Hall Renovation	\$56,000,000	-	56,000,000	-	-	56,000,000
	CAS - Lewis Hall Renovation	\$20,000,000	-	2,500,000	-	-	2,500,000
	CAS - Padelford Renovation	\$25,050,000	-	-	50,000	-	50,000
	Classroom Improvements - Undergrad/UW IT/Health Sciences Admin	\$12,000,000	-	-	2,000,000	-	2,000,000
	CoEnv - Renovation	\$35,050,000	-	-	50,000	-	50,000
	Health Sciences Education I - T-Wing Addition	\$99,400,000	-	12,500,000	-	-	12,500,000
	Libraries - Sand Point Building 5 - Archival Storage	\$7,600,000	-	250,000	-	-	250,000
	MHSC Renovation - D&C Core - Office Repurpose	\$49,025,000	-	-	25,000	-	25,000
	UW Tacoma Classroom Building Renovation	\$20,000,000	-	2,400,000	-	-	2,400,000
	UW Tacoma Urban Activity Center	\$36,375,000	-	375,000	-	-	375,000
Research							
	CAS - Guthrie Addition	\$117,075,000	-	-	75,000	-	75,000
	CAS - Kincaid Hall Renovation	\$48,500,000	-	-	200,000	-	200,000
	CAS - Life Sciences Building I	\$238,050,000	-	-	50,000	-	50,000
	CoE - Interdisciplinary Education Research Center I - West of 15th	\$310,350,000	-	350,000	-	-	350,000
	CoE - UW Engineering Classroom & Research Renovation	\$13,300,000	-	13,300,000	-	-	13,300,000
	CoEnv Research Vessel	\$10,000,000	-	-	1,500,000	-	1,500,000
	Core Research Facilities - Vista I	\$83,500,000	-	-	-	70,000,000	70,000,000
	Fluke Hall Renovation - C4C and MFF	\$28,500,000	-	-	22,500,000	-	22,500,000
	Health and Life Sciences - Hitchcock West	\$220,000,000	-	17,600,000	-	-	17,600,000
	Innovation Collaboration Center - West of 15th Ave	\$55,000,000	-	350,000	-	-	350,000
	MHSC Renovation - D Wing - Dental School Improvements	\$18,575,000	-	-	75,000	-	75,000
Total Proposed Capital Investments			62,000,000	187,025,000	80,625,000	314,000,000	643,650,000

**Appendix 1
Proposed Budget
University Operating Resources for Fiscal Year 2013**

	FY 2013 Proposed	FY 2012 Adopted	Comment
<u>REVENUES</u>			
State General Fund	209,465,000	212,197,000	
Net Tuition Operating Fee *	517,394,000	463,500,000	
Designated Operating Fund	73,526,000	66,442,000	
Institutional Overhead	20,000,000	17,288,000	
Indirect Cost Recovery	233,000,000	230,000,000	
Subtotal: Ongoing University Operating Revenues	1,053,385,000	989,427,000	
Use of Fund Balance for Temporary Expenditures	0	14,310,000	
TOTAL REVENUES	1,053,385,000	1,003,737,000	
<u>EXPENDITURES</u>			
Adjusted Base Budget	989,632,000	976,869,000	
<u>UW Seattle Budget Reductions:</u>			
FY 2013 Total Reductions	(12,094,000)		All Seattle Units
Cut to Evans School - Transfer to WSU (Ruckelshaus)	(90,000)		Evans School Addtl. Rdctn.
Subtotal for UW Seattle Unit Budget Reductions	(12,184,000)		
<u>UW Bothell Budget Reductions</u>			
FY 2013 Reductions	(364,000)		
Subtotal for UW Bothell Budget Reductions	(364,000)		
<u>UW Tacoma Budget Reductions</u>			
FY 2013 Reductions	(466,000)		
Subtotal for UW Tacoma Budget Reductions	(466,000)		
TOTAL BUDGET REDUCTIONS	(13,014,000)		
<u>Incremental Tuition Allocation to Academic Units</u>			
UW Seattle Academic Units	29,061,000		
UW Bothell	6,722,000		
UW Tacoma	5,554,000		
Subtotal	41,337,000		
<u>Incremental Tuition Allocations to the Provost</u>			
Strategic Investments	9,744,000		
Benefit Cost increases to Administrative Units	2,711,000		
Subtotal	12,455,000		
<u>Other Adjustments</u>			
Required Cost Increases/Adjustments	12,175,000		See Appendix 2
ABB Indirect Cost Recovery Allocation Change	6,200,000		
Legislative Directives	4,600,000		See Appendix 2
Subtotal	22,975,000		
SUBTOTAL: CORE EDUCATION EXPENDITURES	1,053,385,000		
Use of Fund Balance	0		
TOTAL EXPENDITURES	1,053,385,000		

Appendix 2
Required Cost Increases/Adjustments for Fiscal Year 2013

Item	FY 2013 Change
<u>Institutional Budgets</u>	
Utilities:	
Electricity	1,200,000
Natural gas	(250,000)
Water/sewer	285,000
Solid waste disposal	(142,000)
Power Plant	20,000
UW Tower Data Center Electricity	280,000
Conservation Loan Payments (ESCO Projects)	100,000
Conservation Measures	350,000
<hr/>	
Subtotal utilities:	1,843,000
 Other institutional budgets:	
Property rentals-general	253,000
University Risk Financing	1,004,000
Transportation subsidy	200,000
Mainframe Financing agreement	(540,000)
Previous Commitments to Deans/VPs	3,000,000
Molecular Engineering Building O&M	650,000
Administrative Unit Benefit Rate Change	2,711,000
UW Bothell increase to ICR	(160,000)
Summer quarter cost increase	474,000
UW Bothell - FY13 Net Summer Qtr Tuition	562,000
UW Tacoma - FY13 Net Summer Qtr Tuition	602,000
UW Educational Outreach offset for TA's	200,000
<hr/>	
Subtotal other institutional budgets:	8,956,000
 <u>Debt Service</u>	
HUB Renovation Commitment	1,376,000
<hr/>	
Subtotal Debt Service	1,376,000
 Subtotal Required Cost Increases	
	12,175,000

Appendix 2, continued
Required Cost Increases/Adjustments for Fiscal Year 2013

Item	FY 2013 Change
<u>ABB Indirect Cost Recovery Policy Allocation</u>	
FY 2013 Projected ICR change to units	6,200,000
<hr/>	
Subtotal Policy Application	6,200,000
<u>Dedicated Indirect Cost Recovery Dollars</u>	
Medicine - South Lake Union & Harborview Locations	0
<hr/>	
Subtotal Dedicated Indirect Cost Recovery	0
Subtotal Indirect Cost Recovery	6,200,000
<u>Legislative Directives</u>	
WWAMI Spokane Ramp Up	610,000
RIDE Spokane Ramp Up	190,000
College of Engineering Enrollment Support	3,800,000
<hr/>	
Subtotal Legislative Actions	4,600,000
TOTAL REQUIRED COST INCREASES/ADJUSTMENTS	22,975,000
REQUIRED COST INCREASES FOR SEATTLE*	18,375,000
* Total less "Legislative Directives" of \$4.6 million	

UW 10 Year Capital Plan - Proposed Funding by Wave and Program Use

- DRAFT FOR DISCUSSION -

UW Office of Planning and Budgeting

Wave / Program Use Project Name	Total Funding (\$,000)	Proposed FY 2013 Capital Budget				Proposed 2013-2015 Capital by Fund Source					Potential 2015-25 Capital by Fund Source				
		State	BldgAcct	Local	Debt	State	BldgAcct	Local	Partners	Debt	State	BldgAcct	Local	Partners	Debt
I															
Acquisition															
UW Bothell Strategic Real Estate Investment	15,000	-	-	-	5,000	-	-	-	-	-	10,000	-	-	-	-
Infrastructure															
CoEnv Precinct Plan	100	-	-	-	-	-	-	100	-	-	-	-	-	-	-
Emergent Planning Studies	200	-	-	50	-	-	-	75	-	-	-	-	75	-	-
Landscape Framework Planning	750	-	-	375	-	-	-	375	-	-	-	-	-	-	-
Major Infrastructure - System Renewal Projects	79,500	-	-	-	-	14,500	-	-	-	-	45,000	-	-	20,000	-
Major Infrastructure - UW District Energy Resource Center	20,500	-	-	-	-	2,200	-	-	-	-	18,300	-	-	-	-
Minor Capital Repair - Building Infrastructure Improvements	554,500	-	-	-	-	64,700	62,000	-	-	-	267,800	160,000	-	-	-
Minor Capital Repair - Program Improvements	141,000	-	-	-	-	-	-	17,500	-	-	-	-	123,500	-	-
Resilient UW Plan	225	-	-	100	-	-	-	125	-	-	-	-	-	-	-
UW Preventative Facility Maintenance	116,913	-	12,913	-	-	-	-	-	-	-	-	104,000	-	-	-
UW Seattle Campus Master Plan Initiative	2,700	-	-	175	-	-	-	525	-	-	-	-	2,000	-	-
UW Tacoma Groundwater and Soil Remediation	72,500	5,000	-	-	-	-	-	-	-	-	67,500	-	-	-	-
Instruction															
Burke Museum Renovation	52,200	3,500	-	-	-	-	-	-	-	-	14,000	-	-	34,700	-
Classroom Improvements - Undergrad/UW IT/Health Sciences Admin	12,000	-	-	-	-	-	-	2,000	-	-	-	-	10,000	-	-
UW Bothell Phase 3	62,850	19,887	12,963	-	30,000	-	-	-	-	-	-	-	-	-	-
Research															
Core Research Facilities - MHSC 6th Floor Renovation	900	-	-	900	-	-	-	-	-	-	-	-	-	-	-
Core Research Facilities - MHSC I Wing	3,200	-	-	3,200	-	-	-	-	-	-	-	-	-	-	-
Core Research Facilities - Vista I	83,500	-	-	13,500	-	-	-	-	-	70,000	-	-	-	-	-
Core Research Facilities - Western Building	5,600	-	-	5,600	-	-	-	-	-	-	-	-	-	-	-
Fluke Hall CoE Research Relocation	1,950	-	-	1,950	-	-	-	-	-	-	-	-	-	-	-
Fluke Hall Renovation - C4C and MFF	28,500	-	-	6,000	-	-	-	22,500	-	-	-	-	-	-	-
Student Life															
House of Knowledge Longhouse	1,400	-	-	1,400	-	-	-	-	-	-	-	-	-	-	-
UW Police Department Relocation	25,000	-	-	25,000	-	-	-	-	-	-	-	-	-	-	-
	1,280,988	28,387	25,876	58,250	35,000	81,400	62,000	43,200	-	70,000	422,600	264,000	135,575	54,700	-
II															
Acquisition															
UW Seattle Strategic Real Estate Investment	65,000	-	-	-	-	-	-	-	-	35,000	-	-	-	-	30,000
UW Tacoma Strategic Real Estate Investment	15,000	-	-	-	-	-	-	-	-	-	15,000	-	-	-	-
Athletics															
ICA Basketball Operations and Practice Center	30,000	-	-	-	-	-	-	-	30,000	-	-	-	-	-	-
ICA Soccer Grandstand and Related Support Facilities	16,000	-	-	-	-	-	-	-	-	-	-	-	16,000	-	
ICA Team Operations Building for Track and Field and Soccer	8,000	-	-	-	-	-	-	-	-	-	-	-	8,000	-	
Clinic															
UWMC Expansion - Phase 2	97,000	-	-	-	-	-	-	26,000	-	71,000	-	-	-	-	-

Wave / Program Use Project Name	Total Funding (\$,000)	Proposed FY 2013 Capital Budget				Proposed 2013-2015 Capital by Fund Source					Potential 2015-25 Capital by Fund Source				
		State	BldgAcct	Local	Debt	State	BldgAcct	Local	Partners	Debt	State	BldgAcct	Local	Partners	Debt
Housing															
UW Seattle Student Housing - North Campus - Haggett Hall Renovation	70,500	-	-	-	-	-	-	-	-	-	-	-	-	-	70,500
UW Seattle Student Housing - North Campus - Hansee Hall Renovation	47,400	-	-	-	-	-	-	-	-	-	-	-	-	-	47,400
UW Seattle Student Housing - North Campus - McCarty Hall Renovation	62,300	-	-	-	-	-	-	-	-	-	-	-	-	-	62,300
UW Seattle Student Housing - North Campus - McMahon Hall Renovation	94,000	-	-	-	-	-	-	-	-	-	-	-	-	-	94,000
UW Seattle Student Housing - West Campus - New Center	78,000	-	-	-	-	-	-	-	-	78,000	-	-	-	-	-
UW Seattle Student Housing - West Campus - New Terry	55,000	-	-	-	-	-	-	-	-	55,000	-	-	-	-	-
Infrastructure															
Enterprise Information System	110,000	-	-	-	-	-	-	-	-	5,000	-	-	-	-	105,000
Metropolitan Tract Recapitalization Plan	200,000	-	-	-	-	-	-	-	-	-	-	-	-	-	200,000
UW Burke Gilman Trail Development	30,000	-	-	-	-	-	-	7,000	-	-	-	-	16,000	7,000	-
UW Seattle Parking - E12 Improvements	3,010	-	-	-	-	-	-	3,010	-	-	-	-	-	-	-
UW Tacoma Station - Prairie Line Trail	4,400	-	-	-	-	-	-	2,400	-	-	-	2,000	-	-	-
Vista "Corridor" Open Space Improvements	2,500	-	-	-	-	-	-	-	2,500	-	-	-	-	-	-
Instruction															
CAS - Denny Hall Renovation	56,000	-	-	-	-	56,000	-	-	-	-	-	-	-	-	-
CAS - Lewis Hall Renovation	20,000	-	-	-	-	2,500	-	-	-	-	17,500	-	-	-	-
CAS - Padelford Renovation	25,050	-	-	-	-	-	-	50	-	-	25,000	-	-	-	-
CAS and CoE - Anthropology/ERC Building Renovation	27,750	-	-	-	-	-	-	-	-	-	27,750	-	-	-	-
CAS Renewal Program I - Communications Building	8,900	-	-	-	-	-	-	-	-	-	8,800	-	100	-	-
CoE - Mechanical Engineering Building - Repurpose Renovation	25,000	-	-	-	-	-	-	-	-	-	25,000	-	-	-	-
CoEnv - Anderson Hall Renovation	24,000	-	-	-	-	-	-	-	-	-	24,000	-	-	-	-
CoEnv - Renovation	35,050	-	-	-	-	-	-	50	-	-	3,000	-	-	10,000	22,000
Health Sciences Education I - T-Wing Addition	99,400	-	-	-	-	12,500	-	-	-	-	25,000	-	-	25,000	36,900
Health Sciences Education II - T Wing Renovation	89,000	-	-	-	-	-	-	-	-	-	30,000	-	-	10,000	49,000
Libraries - Sand Point Building 5 - Archival Storage	7,600	-	-	-	-	250	-	-	-	-	7,350	-	-	-	-
Life Sciences Building I - Research and Instructional Greenhouse	24,050	-	-	-	-	-	-	-	-	-	2,500	-	50	5,000	16,500
MHSC Renovation - D&C Core - Office Repurpose	49,025	-	-	-	-	-	-	25	-	-	-	-	25,000	7,000	17,000
UW Tacoma Classroom Building Renovation	20,000	-	-	-	-	2,400	-	-	-	-	17,600	-	-	-	-
UW Tacoma Urban Activity Center	36,375	-	-	-	-	375	-	-	-	-	-	-	-	-	-
Research															
CAS - Guthrie Addition	117,075	-	-	-	-	-	-	75	-	-	15,000	-	-	50,000	52,000
CAS - Kincaid Hall Renovation	48,500	-	-	-	-	-	-	200	-	-	-	-	5,000	5,000	38,300
CAS - Life Sciences Building I	238,050	-	-	-	-	-	-	50	-	-	-	-	-	213,000	25,000
CoE - Interdisciplinary Education Research Center I - West of 15th	310,350	-	-	-	-	350	-	-	-	-	25,000	-	-	260,000	25,000
CoE - UW Engineering Classroom & Research Renovation	13,300	-	-	-	-	13,300	-	-	-	-	-	-	-	-	-
CoEnv Research Vessel	10,000	-	-	-	-	-	-	1,500	3,000	-	-	-	-	5,500	-
Health and Life Sciences - Hitchcock West	220,000	-	-	-	-	17,600	-	-	-	-	-	-	5,000	80,400	117,000
Innovation Collaboration Center - West of 15th Ave	55,000	-	-	-	-	350	-	-	-	-	6,000	-	-	30,000	18,650
MHSC Renovation - D Wing - Dental School Improvements	18,575	-	-	-	-	-	-	75	-	-	-	-	-	14,000	4,500
Portage Bay Research Building No. 1	270,250	-	-	-	-	-	-	-	250	-	20,000	-	-	160,000	90,000
Student Life															
UW Bothell Student Activities Center	27,800	-	-	-	-	-	-	-	-	-	-	-	-	-	27,800
	2,864,210	-	-	-	-	105,625	-	40,435	35,750	244,000	294,500	-	37,150	914,900	1,155,850

Wave / Program Use Project Name	Total Funding (\$,000)	Proposed FY 2013 Capital Budget				Proposed 2013-2015 Capital by Fund Source					Potential 2015-25 Capital by Fund Source				
		State	BldgAcct	Local	Debt	State	BldgAcct	Local	Partners	Debt	State	BldgAcct	Local	Partners	Debt
III															
Athletics															
ICA Dempsey Indoor Facility Parking Garage	4,300	-	-	-	-	-	-	-	-	-	-	-	-	-	-
ICA Graves Hall Renovation	8,500	-	-	-	-	-	-	-	-	-	-	-	-	8,500	-
ICA Gymnastics Training Facility	4,200	-	-	-	-	-	-	-	-	-	-	-	-	-	-
ICA Sand Volleyball Facility	-	-	-	-	-	-	-	-	-	-	-	-	-	-	-
ICA Softball Press Box Upgrades and Grandstand Roof and Expansion	3,500	-	-	-	-	-	-	-	-	-	-	-	-	3,500	-
ICA Track and Field Grandstands	4,000	-	-	-	-	-	-	-	-	-	-	-	-	4,000	-
Clinic															
MHSC Renovation - AA Wing	5,745	-	-	-	-	-	-	-	-	-	-	-	-	-	5,745
Infrastructure															
Portage Bay Research Building No. 1 - Structured Parking Modifications	20,000	-	-	-	-	-	-	-	-	-	-	-	-	-	-
UW Bothell Major Infrastructure Projects	10,500	-	-	-	-	-	-	-	-	-	10,500	-	-	-	-
UW Tacoma Major Infrastructure Projects	26,000	-	-	-	-	-	-	-	-	-	26,000	-	-	-	-
Instruction															
CAS - Eagleson Hall Renovation	12,000	-	-	-	-	-	-	-	-	-	12,000	-	-	-	-
CAS - Fine Arts District	100,250	-	-	-	-	-	-	-	-	-	50,000	-	250	50,000	-
CAS - Hutchinson Hall Renovation	30,000	-	-	-	-	-	-	-	-	-	30,000	-	-	-	-
CAS Academic Building - Repurpose Renovation	48,000	-	-	-	-	-	-	-	-	-	48,000	-	-	-	-
CAS Renewal Program II - Gowen and Raitt Halls	10,000	-	-	-	-	-	-	-	-	-	9,750	-	250	-	-
CAS Renewal Program III - Smith Hall	6,550	-	-	-	-	-	-	-	-	-	6,350	-	200	-	-
CAS Renewal Program IV - Thompson Hall	5,000	-	-	-	-	-	-	-	-	-	5,000	-	-	-	-
CAS Renewal Program V	10,000	-	-	-	-	-	-	-	-	-	10,000	-	-	-	-
CAS Renewal Program VI	6,000	-	-	-	-	-	-	-	-	-	6,000	-	-	-	-
CoBE - Gould Hall Court Addition	5,000	-	-	-	-	-	-	-	-	-	-	-	-	5,000	-
CoE - Computer Science & Engineering Building II	190,000	-	-	-	-	-	-	-	-	-	-	-	-	170,000	20,000
CoEduc - Miller Hall Renovation	44,000	-	-	-	-	-	-	-	-	-	44,000	-	-	-	-
Computer Science & Engineering - Multiple Building Renovation	62,000	-	-	-	-	-	-	-	-	-	20,000	-	-	42,000	-
Health Sciences Education III - T Wing Renovation	77,000	-	-	-	-	-	-	-	-	-	38,500	-	-	10,000	28,500
Health Sciences Education IV - T Wing Renovation	44,000	-	-	-	-	-	-	-	-	-	25,000	-	-	-	19,000
MHSC Renovation - B Wing	20,150	-	-	-	-	-	-	-	-	-	-	-	150	20,000	-
Robinson Center	5,000	-	-	-	-	-	-	-	-	-	-	-	-	5,000	-
UW Bothell Phase 4	68,000	-	-	-	-	-	-	-	-	-	68,000	-	-	-	-
UW Tacoma Phase 4	79,500	-	-	-	-	-	-	-	-	-	79,500	-	-	-	-
Research															
CAS - Life Sciences Building II	165,250	-	-	-	-	-	-	-	-	-	15,000	-	250	-	-
CoE - Interdisciplinary Education Research Center II - West of 15th	150,000	-	-	-	-	-	-	-	-	-	-	-	-	150,000	-
CoE - Molecular Engineering Phase II	65,000	-	-	-	-	-	-	-	-	-	-	-	-	65,000	-
Core Research Facilities - Vista II	92,500	-	-	-	-	-	-	-	-	-	-	-	-	2,500	90,000
Foegen West	120,000	-	-	-	-	-	-	-	-	-	-	-	10,000	-	110,000
Health and Life Sciences - Hitchcock East	10,000	-	-	-	-	-	-	-	-	-	10,000	-	-	-	-
MHSC Renovation - H Wing - Research Repurpose	-	-	-	-	-	-	-	-	-	-	-	-	-	-	-
MHSC Renovation - H&G Core - Office Repurpose	-	-	-	-	-	-	-	-	-	-	-	-	-	-	-
MHSC Renovation - I Wing - Office & Education Repurpose	-	-	-	-	-	-	-	-	-	-	-	-	-	-	-

Wave / Program Use Project Name	Total Funding (\$,000)	Proposed FY 2013 Capital Budget				Proposed 2013-2015 Capital by Fund Source					Potential 2015-25 Capital by Fund Source				
		State	BldgAcct	Local	Debt	State	BldgAcct	Local	Partners	Debt	State	BldgAcct	Local	Partners	Debt
Portage Bay Research Building No. 2	250	-	-	-	-	-	-	-	-	-	-	-	250	-	-
Portage Bench Research Center - UW/NOAA/Partners	250	-	-	-	-	-	-	-	-	-	-	-	-	250	-
SOM - South Lake Union Phase 3.2	147,000	-	-	-	-	-	-	-	-	-	-	-	12,800	-	134,200
SOM - South Lake Union Phase 3.3	190,000	-	-	-	-	-	-	-	-	-	-	-	16,500	-	173,500
Student Life															
Daycare Center Expansion	4,500	-	-	-	-	-	-	-	-	-	-	-	-	-	4,500
UW Tacoma Student Union - Phase 1	7,500	-	-	-	-	-	-	-	-	-	-	-	-	-	7,500
	1,861,445	-	-	-	-	-	-	-	-	-	-	513,600	-	40,650	535,750
	6,006,643	28,387	25,876	58,250	35,000	187,025	62,000	83,635	35,750	314,000	1,230,700	264,000	213,375	1,505,350	1,748,795