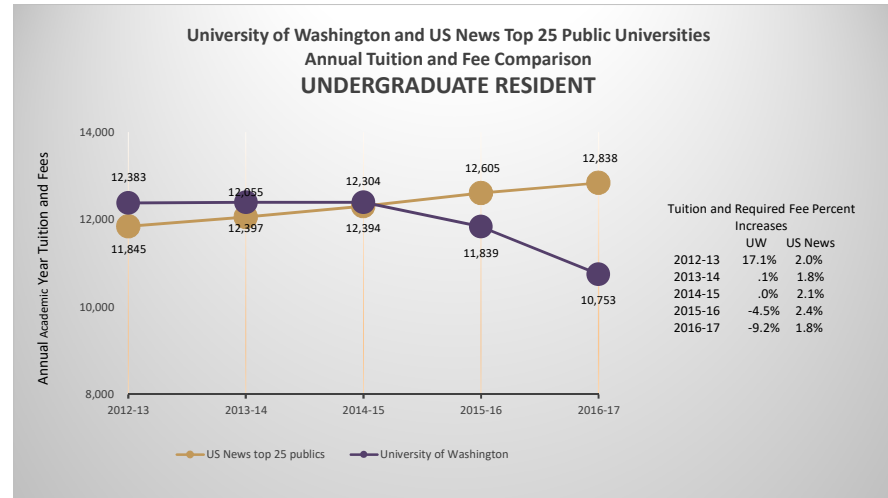


ANNUAL TUITION AND FEE COMPARISON
University of Washington And 2017 US News Top 25 Public Universities
Academic Year 2016-17

2016-17 UNDERGRADUATE RESIDENT Tuition and Fees	
University of Pittsburgh-Pittsburgh Campus	18,618
Pennsylvania State University-Main Campus	17,900
University of Virginia-Main Campus	15,924
University of Illinois at Urbana-Champaign	15,698
University of Michigan-Ann Arbor	14,402
Rutgers University-New Brunswick	14,372
University of California-Santa Barbara	14,073
University of Connecticut	14,066
University of California-Davis	14,046
University of California-San Diego	13,645
University of California-Berkeley	13,509
University of California-Irvine	13,360
University of California-Los Angeles	12,920
Georgia Institute of Technology-Main Campus	12,212
University of Georgia	11,634
University of Washington-Seattle Campus	10,753
University of Wisconsin-Madison	10,488
University of Maryland-College Park	10,181
The University of Texas at Austin	10,144
Ohio State University-Main Campus	10,037
Purdue University-Main Campus	10,002
University of North Carolina at Chapel Hill	8,834
University of Florida	6,381



The dollar figures shown include tuition and fees paid by all students.

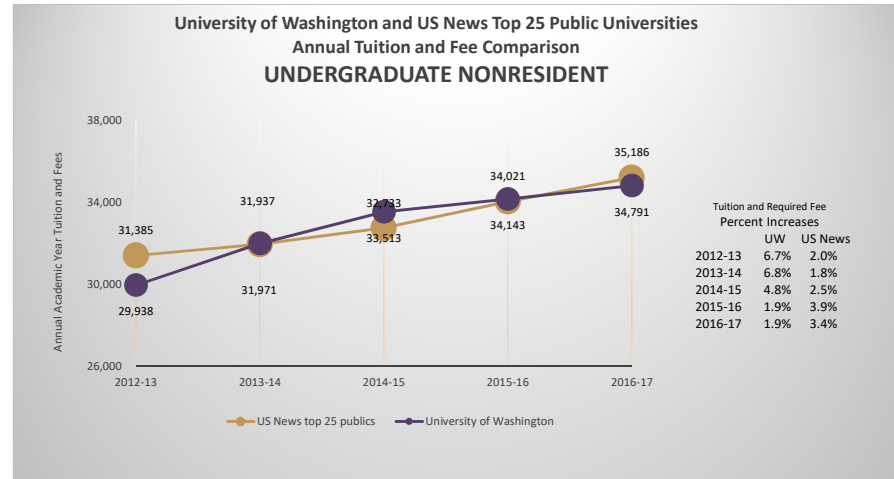
University of Washington Ranking 16 of 23
US News Top 25 Publics Group Average 12,838

To be at the average of the US News top 25 publics, The University of Washington UNDERGRADUATE RESIDENT tuition and fees would need to increase by \$2,085.

Sources: 2016-17 American Association of University Data Exchange, University of Virginia system survey, and institution websites

ANNUAL TUITION AND FEE COMPARISON
University of Washington And 2017 US News Top 25 Public Universities
Academic Year 2016-17

UNDERGRADUATE NONRESIDENT	2016-17 Tuition and Fees
University of Michigan-Ann Arbor	45,410
University of Virginia-Main Campus	45,268
University of California-Santa Barbara	40,755
University of California-Davis	40,728
University of California-San Diego	40,327
University of California-Berkeley	40,191
University of California-Irvine	40,042
University of California-Los Angeles	39,602
University of Connecticut	35,858
The University of Texas at Austin	35,796
University of Washington-Seattle Campus	34,791
University of North Carolina at Chapel Hill	33,916
University of Wisconsin-Madison	32,738
Georgia Institute of Technology-Main Campus	32,404
Pennsylvania State University-Main Campus	32,382
University of Maryland-College Park	32,045
University of Illinois at Urbana-Champaign	31,320
Rutgers University-New Brunswick	30,023
University of Georgia	29,844
University of Pittsburgh-Pittsburgh Campus	29,758
Purdue University-Main Campus	28,804
University of Florida	28,658
Ohio State University-Main Campus	28,229



The dollar figures shown include tuition and fees paid by all students.

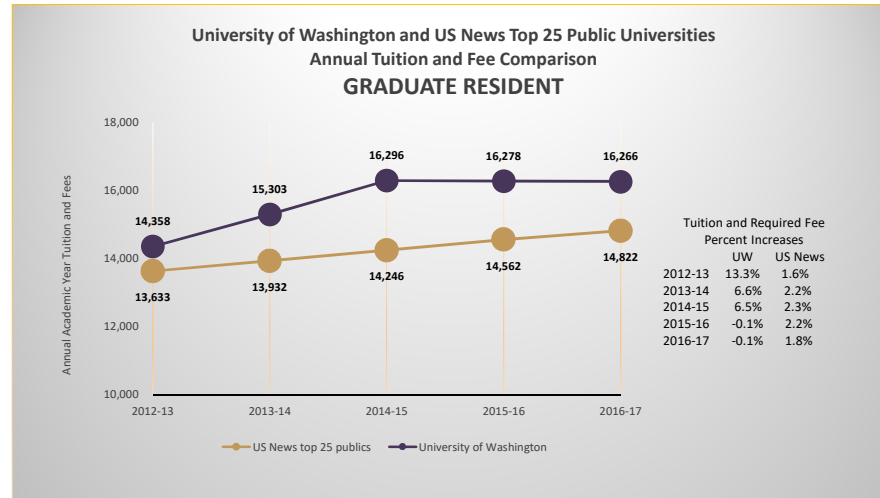
University of Washington Ranking	11 of 23
US News Top 25 Publics Group Average	35,186

To be at the average of the **US News top 25 publics**, the University of Washington **UNDERGRADUATE NONRESIDENT** tuition and fees would need to increase by \$395.

Sources: 2016-17 American Association of University Data Exchange, University of Virginia system survey, and institution websites

ANNUAL TUITION AND FEE COMPARISON
University of Washington And 2017 US News Top 25 Public Universities
Academic Year 2016-17

<u>GRADUATE RESIDENT</u>	2016-17 Tuition and Fees
University of Pittsburgh-Pittsburgh Campus	22,578
University of Michigan-Ann Arbor	21,794
Pennsylvania State University-Main Campus	20,912
Rutgers University-New Brunswick	18,633
University of Virginia-Main Campus	17,680
University of Maryland-College Park	17,162
University of Washington-Seattle Campus	16,266
University of Illinois at Urbana-Champaign	16,106
University of Connecticut	15,996
Georgia Institute of Technology-Main Campus	15,652
University of California-Berkeley	13,509
University of California-Santa Barbara	13,249
University of California-Davis	13,237
University of California-San Diego	13,085
University of California-Irvine	13,064
University of Florida	12,737
University of California-Los Angeles	12,683
Ohio State University-Main Campus	12,425
University of Wisconsin-Madison	11,942
University of North Carolina at Chapel Hill	11,606
The University of Texas at Austin	11,262
University of Georgia	10,762
Purdue University-Main Campus	10,002



The dollar figures shown include tuition and fees paid by all students.

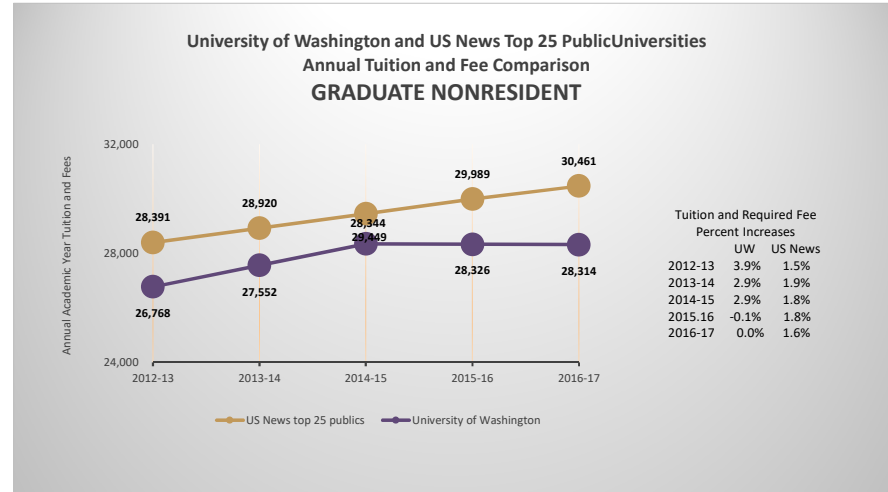
University of Washington Ranking	7 of 23
US News Top 25 Publics Group Average	14,822

To be at the average of the US News top 25 public universities, the University of Washington GRADUATE RESIDENT tuition and fees would need to decrease by \$1,444.

Sources: 2016-17 American Association of University Data Exchange, University of Virginia system survey, and institution websites

ANNUAL TUITION AND FEE COMPARISON
University of Washington And 2017 US News Top 25 Public Universities
Academic Year 2016-17

	2016-17
GRADUATE NONRESIDENT	Tuition and Fees
University of Michigan-Ann Arbor	43,674
University of Connecticut	37,032
University of Pittsburgh-Pittsburgh Campus	36,734
University of Maryland-College Park	35,234
Pennsylvania State University-Main Campus	35,214
Ohio State University-Main Campus	32,873
University of Illinois at Urbana-Champaign	30,342
Rutgers University-New Brunswick	30,255
University of Florida	30,130
Georgia Institute of Technology-Main Campus	30,072
University of North Carolina at Chapel Hill	28,817
Purdue University-Main Campus	28,804
University of California-Berkeley	28,611
University of Virginia-Main Campus	28,504
University of California-Santa Barbara	28,351
University of California-Davis	28,339
University of Washington-Seattle Campus	28,314
University of California-San Diego	28,187
University of California-Irvine	28,166
University of California-Los Angeles	27,785
University of Georgia	26,360
University of Wisconsin-Madison	25,269
The University of Texas at Austin	21,384



The dollar figures shown include tuition and fees paid by all students.

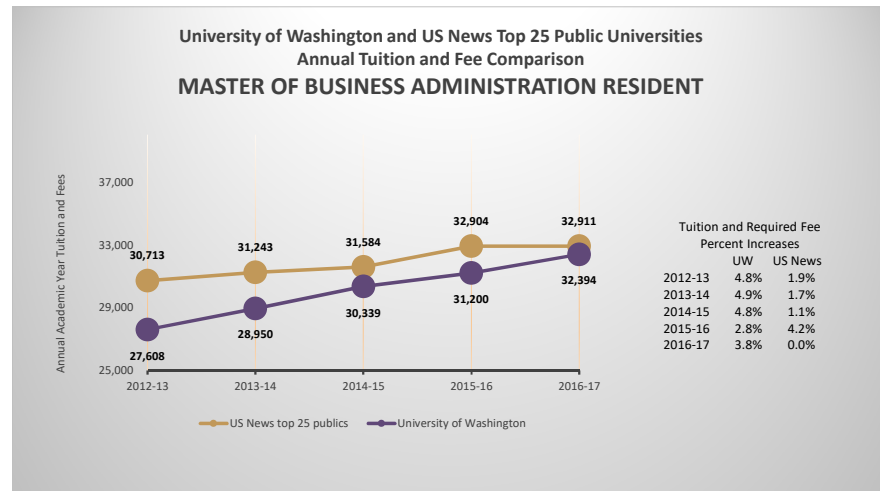
University of Washington Ranking 17 of 23
US News Top 25 Publics Group Average 30,461

To be at the average of the **US News top 25 publics**, the University of Washington **GRADUATE NONRESIDENT** tuition and fees would need to increase by \$2,147.

Sources: 2016-17 American Association of University Data Exchange, University of Virginia system survey, and institution websites

ANNUAL TUITION AND FEE COMPARISON
University of Washington And 2017 US News Top 25 Public Universities
Academic Year 2016-17

MASTER OF BUSINESS ADMINISTRATION RESIDENT	2016-17 Tuition and Fees
University of California-Santa Barbara	N/A
University of Virginia-Main Campus	60,506
University of Michigan-Ann Arbor	59,678
University of California-Berkeley	56,009
University of California-Los Angeles	52,272
University of North Carolina at Chapel Hill	43,106
University of California-San Diego	42,980
University of Maryland-College Park	42,244
University of California-Davis	38,479
University of California-Irvine	38,288
University of Washington-Seattle Campus	32,394
Ohio State University-Main Campus	31,139
Georgia Institute of Technology-Main Campus	31,096
Rutgers University-New Brunswick	28,494
University of Illinois at Urbana-Champaign	26,912
Pennsylvania State University-Main Campus	25,436
University of Pittsburgh-Pittsburgh Campus	22,515
Purdue University-Main Campus	22,418
University of Wisconsin-Madison	17,108
University of Georgia	15,462
University of Connecticut	14,552
University of Florida	12,737
The University of Texas at Austin	9,694



The dollar figures shown include tuition and fees paid by all students.

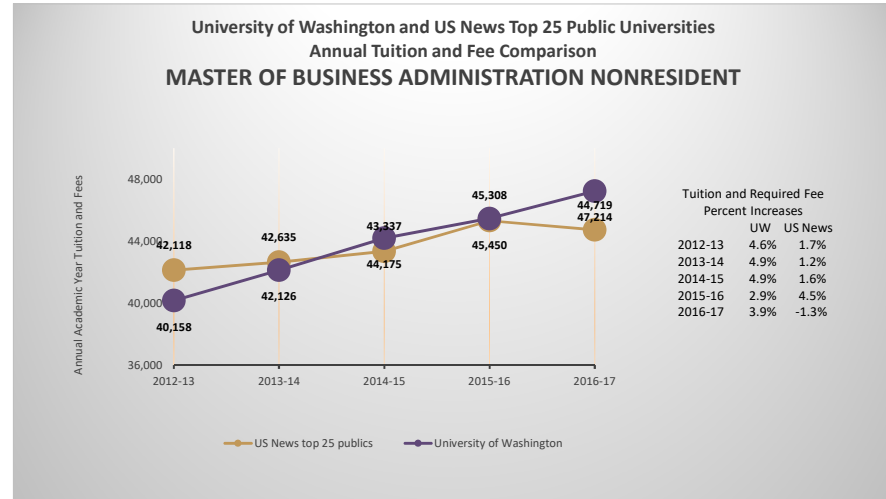
University of Washington Ranking	10 of 22
US News Top 25 Publics Group Average	32,911

To be at the average of the **US News top 25 public**s, the University of Washington **MASTER OF BUSINESS ADMINISTRATION RESIDENT** tuition and fees would need to increase by \$517.

Sources: 2016-17 American Association of University Data Exchange, University of Virginia system survey, and institution websites. Peer averages for 2012-13 and 2013-14 do not include the University of Connecticut (data not available).

ANNUAL TUITION AND FEE COMPARISON
University of Washington And 2017 US News Top 25 Public Universities
Academic Year 2016-17

MASTER OF BUSINESS ADMINISTRATION NONRESIDENT	2016-17 Tuition and Fees
University of California-Santa Barbara	N/A
University of Michigan-Ann Arbor	64,678
University of Virginia-Main Campus	63,500
University of North Carolina at Chapel Hill	59,229
University of California-Berkeley	57,560
University of California-Los Angeles	55,159
Ohio State University-Main Campus	51,587
University of California-Davis	50,724
University of Maryland-College Park	50,404
Rutgers University-New Brunswick	47,514
University of Washington-Seattle Campus	47,214
University of California-San Diego	47,113
University of California-Irvine	46,156
Purdue University-Main Campus	42,184
Georgia Institute of Technology-Main Campus	41,684
Pennsylvania State University-Main Campus	40,306
University of Illinois at Urbana-Champaign	38,462
University of Connecticut	35,588
University of Georgia	33,780
University of Wisconsin-Madison	33,379
University of Pittsburgh-Pittsburgh Campus	30,450
University of Florida	30,130
The University of Texas at Austin	19,516



The dollar figures shown include tuition and fees paid by all students.

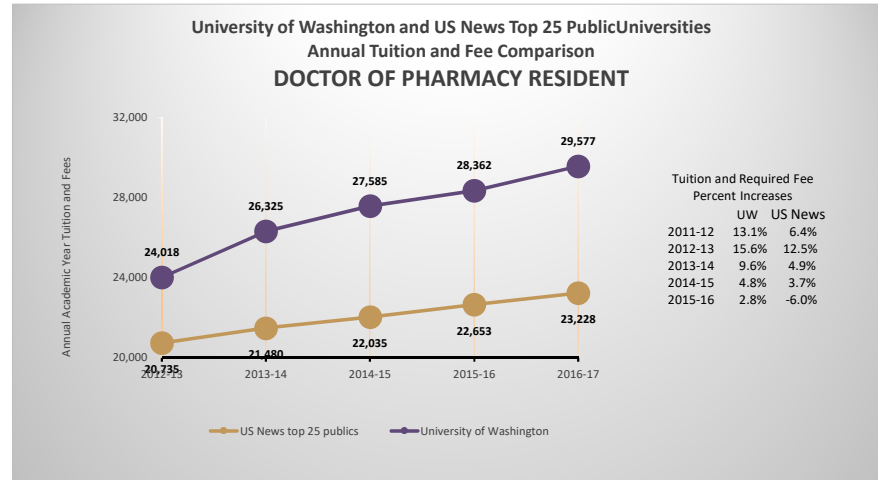
University of Washington Ranking	10 of 22
US News Top 25 Publics Group Average	44,719

To be at the average of the **US News top 25 publics**, the University of Washington **MASTER OF BUSINESS ADMINISTRATION NONRESIDENT** tuition and fees would need to decrease by \$2,495.

Sources: 2016-17 American Association of University Data Exchange, University of Virginia system survey, and institution websites. Peer averages for 2012-13 and 2013-14 do not include the University of Connecticut (data not available)

ANNUAL TUITION AND FEE COMPARISON
University of Washington And 2017 US News Top 25 Public Universities
Academic Year 2016-17

	2016-17 Tuition and Fees
DOCTOR OF PHARMACY RESIDENT	
Georgia Institute of Technology-Main Campus	N/A
Pennsylvania State University-Main Campus	N/A
University of California-Berkeley	N/A
University of California-Davis	N/A
University of California-Irvine	N/A
University of California-Los Angeles	N/A
University of California-Santa Barbara	N/A
University of Illinois at Urbana-Champaign	N/A
University of Maryland-College Park	N/A
University of Virginia-Main Campus	N/A
University of California-San Diego	33,917
University of Pittsburgh-Pittsburgh Campus	31,114
University of Washington-Seattle Campus	29,577
University of Connecticut	26,896
University of Michigan-Ann Arbor	25,470
University of Florida	22,901
University of North Carolina at Chapel Hill	22,167
Purdue University-Main Campus	22,026
Ohio State University-Main Campus	21,665
University of Wisconsin-Madison	19,223
Rutgers University-New Brunswick	18,833
University of Georgia	18,220
The University of Texas at Austin	16,304



The dollar figures shown include tuition and fees paid by all students.

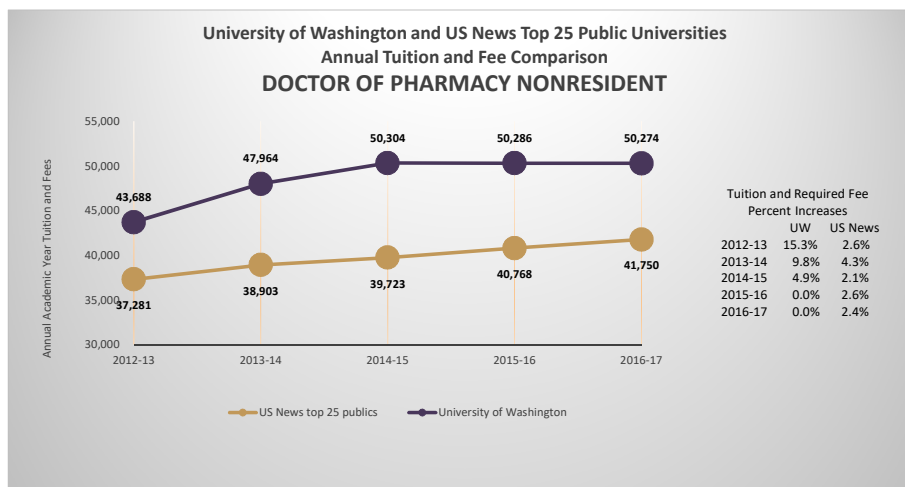
University of Washington Ranking	3 of 13
US News Top 25 Publics Group Average	23,228

To be at the average of the **US News top 25 publics**, the University of Washington **DOCTOR OF PHARMACY RESIDENT** tuition and fees would need to decrease by \$6,349.

Sources: 2016-17 American Association of University Data Exchange, University of Virginia system survey, and institution websites. Peer average for 2012-13 does not include the University of Connecticut (data not available).

ANNUAL TUITION AND FEE COMPARISON
University of Washington And 2017 US News Top 25 Public Universities
Academic Year 2016-17

	2016-17
DOCTOR OF PHARMACY NONRESIDENT	Tuition and Fees
Georgia Institute of Technology-Main Campus	N/A
Pennsylvania State University-Main Campus	N/A
University of California-Berkeley	N/A
University of California-Davis	N/A
University of California-Irvine	N/A
University of California-Los Angeles	N/A
University of California-Santa Barbara	N/A
University of Illinois at Urbana-Champaign	N/A
University of Maryland-College Park	N/A
University of Virginia-Main Campus	N/A
University of Connecticut	54,194
University of Washington-Seattle Campus	50,274
University of California-San Diego	46,162
University of Florida	46,044
University of North Carolina at Chapel Hill	44,631
Ohio State University-Main Campus	43,193
University of Michigan-Ann Arbor	42,344
The University of Texas at Austin	42,148
Purdue University-Main Campus	40,286
University of Georgia	38,518
University of Pittsburgh-Pittsburgh Campus	34,738
Rutgers University-New Brunswick	34,717
University of Wisconsin-Madison	34,024



The dollar figures shown include tuition and fees paid by all students.

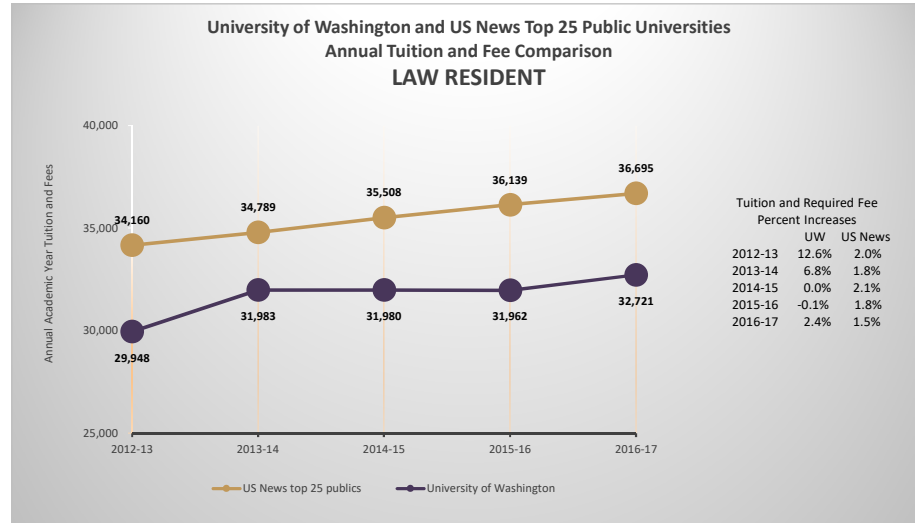
University of Washington Ranking 2 of 13
US News Top 25 Publics Group Average 41,750

To be at the average of the **US News top 25 publics**, The University of Washington **DOCTOR OF PHARMACY NONRESIDENT** tuition and fees would need to decrease by \$8,524.

Sources: 2016-17 American Association of University Data Exchange, University of Virginia system survey, and institution websites. Peer average for 2012-13 does not include the University of Connecticut (data not available).

ANNUAL TUITION AND FEE COMPARISON
University of Washington And 2017 US News Top 25 Public Universities
Academic Year 2016-17

LAW RESIDENT	2016-17 Tuition and Fees
Georgia Institute of Technology-Main Campus	N/A
Purdue University-Main Campus	N/A
University of California-San Diego	N/A
University of California-Santa Barbara	N/A
University of Maryland-College Park	N/A
University of Virginia-Main Campus	56,300
University of Michigan-Ann Arbor	55,012
University of California-Berkeley	48,673
University of California-Davis	47,419
Pennsylvania State University-Main Campus	47,174
University of California-Irvine	44,819
University of California-Los Angeles	44,438
University of Illinois at Urbana-Champaign	42,175
University of Pittsburgh-Pittsburgh Campus	33,142
University of Washington-Seattle Campus	32,721
The University of Texas at Austin	32,538
Ohio State University-Main Campus	29,689
University of Connecticut	28,634
Rutgers University-New Brunswick	27,011
University of North Carolina at Chapel Hill	23,551
University of Florida	22,299
University of Wisconsin-Madison	21,450
University of Georgia	19,488



The dollar figures shown include tuition and fees paid by all students.

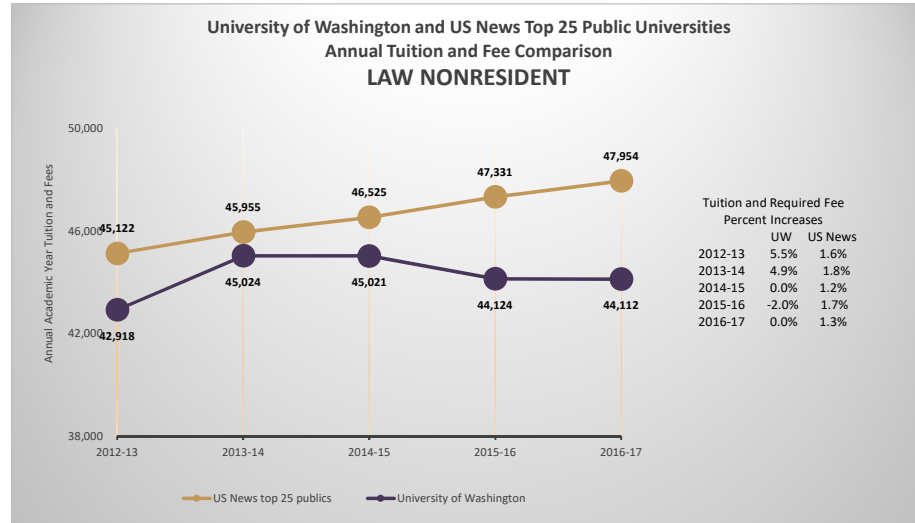
University of Washington Ranking 10 of 18
US News Top 25 Publics Group Average 36,695

To be at the average of the **US News top 25 publics**, the University of Washington LAW (JD) RESIDENT tuition and fees would need to increase by \$3,974.

Sources: 2016-17 American Association of University Data Exchange, University of Virginia system survey, and institution websites

ANNUAL TUITION AND FEE COMPARISON
University of Washington And 2017 US News Top 25 Public Universities
Academic Year 2016-17

LAW NONRESIDENT	2016-17 Tuition and Fees
Georgia Institute of Technology-Main Campus	N/A
Purdue University-Main Campus	N/A
University of California-San Diego	N/A
University of California-Santa Barbara	N/A
University of Maryland-College Park	N/A
University of Virginia-Main Campus	59,300
University of Connecticut	58,802
University of Michigan-Ann Arbor	58,012
University of California-Davis	56,670
University of California-Berkeley	52,624
University of California-Irvine	51,313
University of California-Los Angeles	50,932
University of Illinois at Urbana-Champaign	49,925
The University of Texas at Austin	48,312
Pennsylvania State University-Main Campus	47,174
Ohio State University-Main Campus	44,641
University of Washington-Seattle Campus	44,112
University of Pittsburgh-Pittsburgh Campus	41,322
University of North Carolina at Chapel Hill	40,182
University of Wisconsin-Madison	40,147
Rutgers University-New Brunswick	39,425
University of Florida	38,904
University of Georgia	37,536



The dollar figures shown include tuition and fees paid by all students.

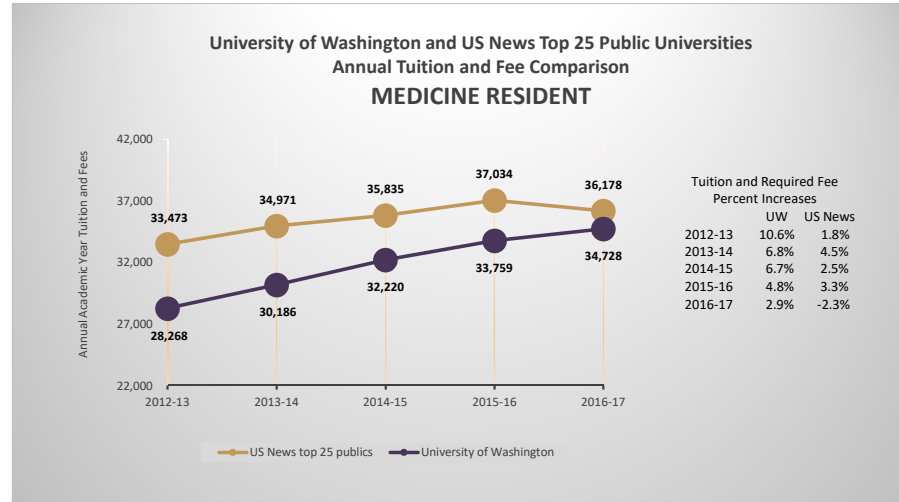
University of Washington Ranking	12 of 18
US News Top 25 Publics Group Average	47,954

To be at the average of the **US News top 25 publics**, the University of Washington LAW (JD) NONRESIDENT tuition and fees would need to increase by \$3,842.

Sources: 2016-17 American Association of University Data Exchange, University of Virginia system survey, and institution websites

ANNUAL TUITION AND FEE COMPARISON
University of Washington And 2017 US News Top 25 Public Universities
Academic Year 2016-17

	2016-17 Tuition and Fees
MEDICINE RESIDENT	
Georgia Institute of Technology-Main Campus	N/A
Purdue University-Main Campus	N/A
University of California-Santa Barbara	N/A
University of Illinois at Urbana-Champaign	N/A
University of Maryland-College Park	N/A
University of Georgia	N/A
University of Pittsburgh-Pittsburgh Campus	53,340
Pennsylvania State University-Main Campus	50,526
University of Virginia-Main Campus	46,534
Rutgers University-New Brunswick	43,021
University of Connecticut	36,714
University of Florida	36,657
University of Washington-Seattle Campus	34,728
University of California-Berkeley	34,635
University of Michigan-Ann Arbor	34,378
University of California-Los Angeles	34,220
University of California-San Diego	34,211
University of California-Davis	34,210
University of California-Irvine	34,190
Ohio State University-Main Campus	30,277
University of Wisconsin-Madison	29,865
University of North Carolina at Chapel Hill	26,782
The University of Texas at Austin	19,292



The dollar figures shown include tuition and fees paid by all students.

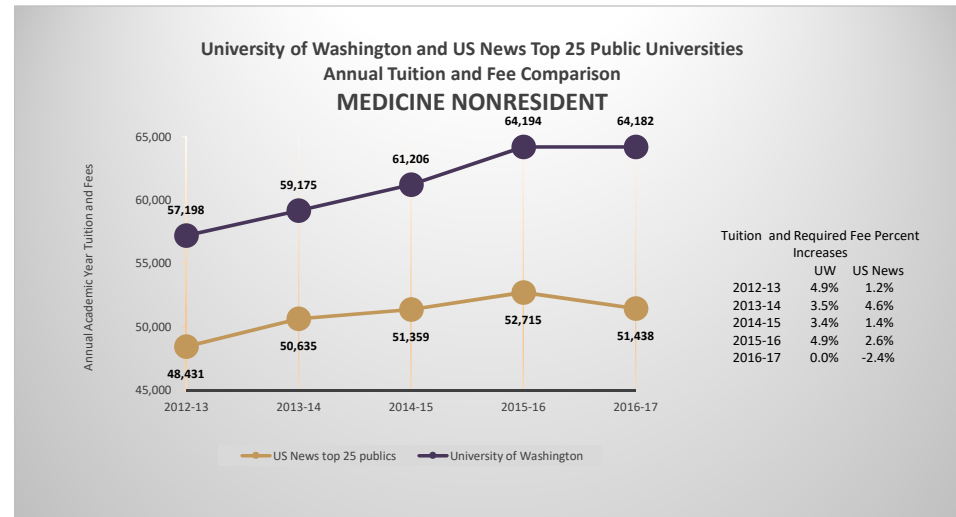
University of Washington Ranking	7 of 17
US News Top 25 Publics Group Average	36,178

To be at the average of the **US News top 25 publics**, The University of Washington **MEDICINE RESIDENT** would need to increase by \$1,450.

Sources: 2016-17 American Association of University Data Exchange, University of Virginia system survey, and institution websites

ANNUAL TUITION AND FEE COMPARISON
University of Washington And 2017 US News Top 25 Public Universities
Academic Year 2016-17

	2016-17 Tuition and Fees
MEDICINE NONRESIDENT	
Georgia Institute of Technology-Main Campus	N/A
Purdue University-Main Campus	N/A
University of California-Santa Barbara	N/A
University of Illinois at Urbana-Champaign	N/A
University of Maryland-College Park	N/A
University of Georgia	N/A
University of Connecticut	67,922
University of Florida	65,897
Rutgers University-New Brunswick	64,355
University of Washington-Seattle Campus	64,182
University of Virginia-Main Campus	57,340
University of Pittsburgh-Pittsburgh Campus	54,866
University of North Carolina at Chapel Hill	53,661
University of Michigan-Ann Arbor	52,708
Ohio State University-Main Campus	50,893
Pennsylvania State University-Main Campus	50,526
University of California-Berkeley	46,880
University of California-Los Angeles	46,465
University of California-San Diego	46,456
University of California-Davis	46,455
University of California-Irvine	46,435
University of Wisconsin-Madison	39,761
The University of Texas at Austin	32,392



The dollar figures shown include tuition and fees paid by all students.

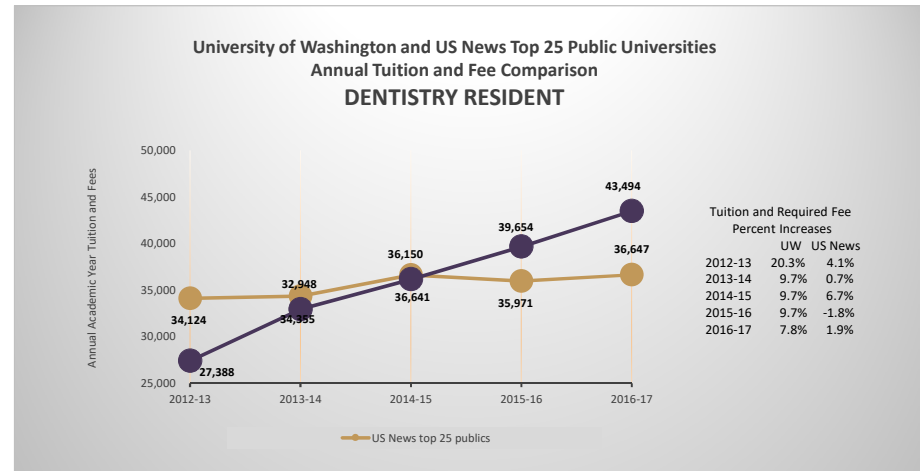
University of Washington Ranking	4 of 17
US News Top 25 Publics Group Average	51,438

To be at the average of the **US News top 25 publics**, The University of Washington **MEDICINE NONRESIDENT** tuition and fees would need to decrease by \$12,744.

Sources: 2016-17 American Association of University Data Exchange, University of Virginia system survey, and institution websites

ANNUAL TUITION AND FEE COMPARISON
University of Washington And 2017 US News Top 25 Public Universities
Academic Year 2016-17

	2016-17 Tuition and Fees
DENTISTRY RESIDENT	
Georgia Institute of Technology-Main Campus	N/A
Pennsylvania State University-Main Campus	N/A
Purdue University-Main Campus	N/A
Rutgers University-New Brunswick	N/A
The University of Texas at Austin	N/A
University of California-Berkeley	N/A
University of California-Davis	N/A
University of California-Irvine	N/A
University of California-San Diego	N/A
University of California-Santa Barbara	N/A
University of Illinois at Urbana-Champaign	N/A
University of Maryland-College Park	N/A
University of Virginia-Main Campus	N/A
University of Wisconsin-Madison	N/A
University of Georgia	N/A
University of Washington-Seattle Campus	46,875
University of Pittsburgh-Pittsburgh Campus	46,060
University of Florida	41,718
University of California-Los Angeles	38,051
University of North Carolina at Chapel Hill	37,005
University of Connecticut	34,008
Ohio State University-Main Campus	33,961
University of Michigan-Ann Arbor	25,726



The dollar figures shown include tuition and fees paid by all students.

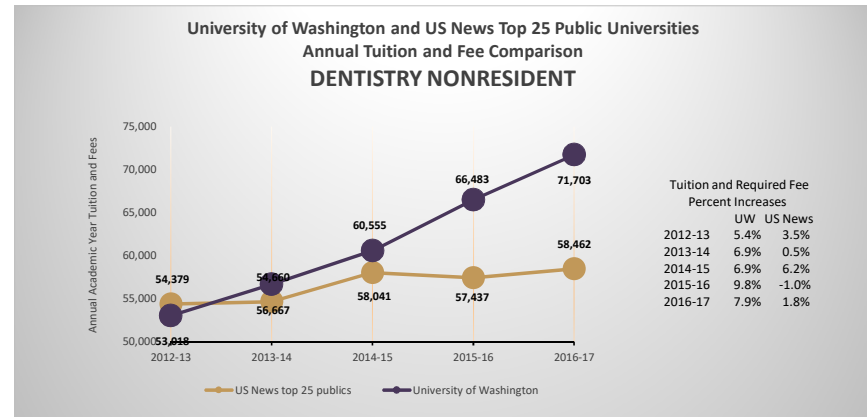
University of Washington Ranking 1 of 8
US News Top 25 Publics Group Average 36,647

To be at the average of the **US News top 25 publics**, the University of Washington **DENTISTRY RESIDENT** would need to decrease by \$10,228.

Sources: 2016-17 American Association of University Data Exchange, University of Virginia system survey, and institution websites

ANNUAL TUITION AND FEE COMPARISON
University of Washington And 2017 US News Top 25 Public Universities
Academic Year 2016-17

	2016-17 Tuition and Fees
DENTISTRY NONRESIDENT	
Georgia Institute of Technology-Main Campus	N/A
Pennsylvania State University-Main Campus	N/A
Purdue University-Main Campus	N/A
Rutgers University-New Brunswick	N/A
The University of Texas at Austin	N/A
University of California-Berkeley	N/A
University of California-Davis	N/A
University of California-Irvine	N/A
University of California-San Diego	N/A
University of California-Santa Barbara	N/A
University of Illinois at Urbana-Champaign	N/A
University of Maryland-College Park	N/A
University of Virginia-Main Campus	N/A
University of Wisconsin-Madison	N/A
University of Georgia	N/A
Ohio State University-Main Campus	73,161
University of Washington-Seattle Campus	71,703
University of Connecticut	68,580
University of Florida	68,199
University of North Carolina at Chapel Hill	58,500
University of Pittsburgh-Pittsburgh Campus	53,642
University of California-Los Angeles	47,101
University of Michigan-Ann Arbor	40,048



The dollar figures shown include tuition and fees paid by all students.

University of Washington Ranking 2 of 8
US News Top 25 Publics Group Average 58,462

To be at the average of the **US News top 25 publics**, the University of Washington **DENTISTRY NONRESIDENT** tuition and fees would need to decrease by \$13,241.

Sources: 2016-17 American Association of University Data Exchange, University of Virginia system survey, and institution websites