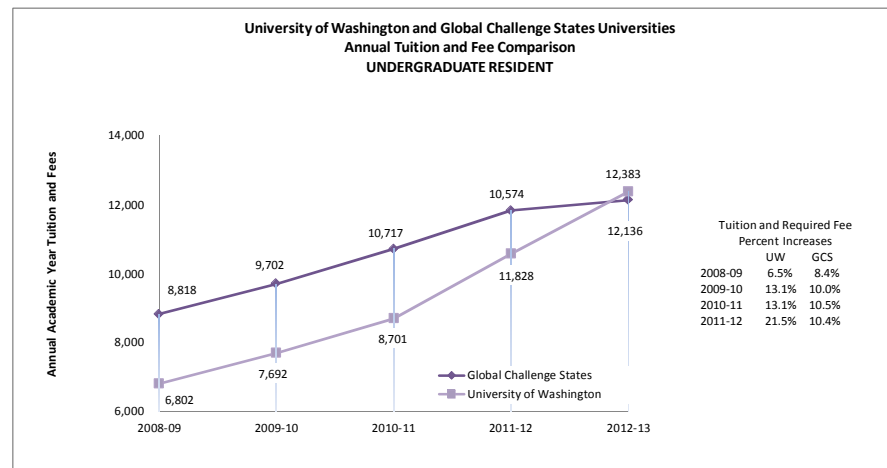


ANNUAL TUITION AND FEE COMPARISON
University of Washington And Global Challenge States Comparison Universities
Academic Year 2012-13

UNDERGRADUATE RESIDENT	2012-13 Tuition and Fees
University of California Davis	13,877
University of Massachusetts	13,415
University of California San Diego	13,217
University of California Irvine	13,122
Rutgers, State University of New Jersey	13,073
University of California Los Angeles	12,692
University of Washington	12,383
University of Virginia	12,216
University of Connecticut	11,362
University of Colorado Boulder and Denver	9,482
University of Maryland College Park and Baltimore	8,908

The dollar figures shown include tuition and fees paid by all students.

University of Washington Ranking	7 of 11
Global Challenge States Group Average	12,136



*To be at the average of the **Global Challenge States**, The University of Washington UNDERGRADUATE RESIDENT tuition and fees would need to decrease by \$247.*

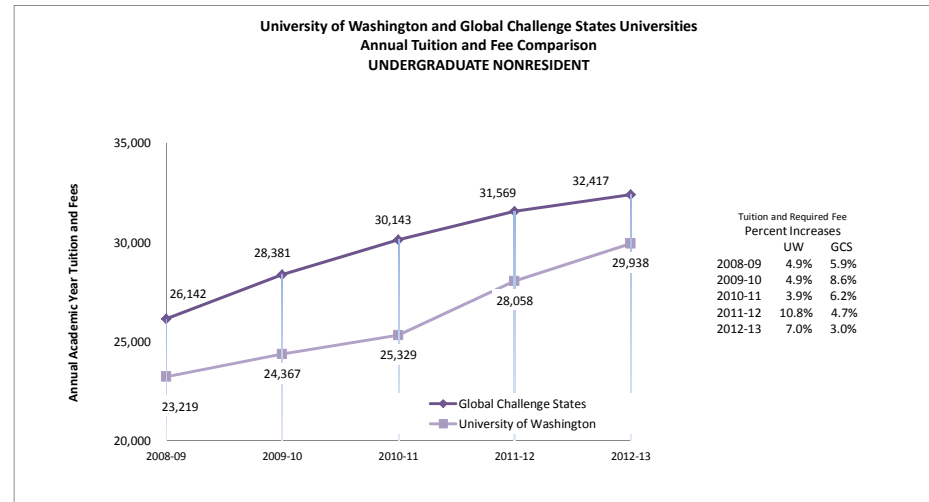
Sources: 2012-13 American Association of University Data Exchange, University of Virginia system survey, and institution websites

ANNUAL TUITION AND FEE COMPARISON
University of Washington And Global Challenge States Comparison Universities
Academic Year 2012-13

UNDERGRADUATE NONRESIDENT	2012-13 Tuition and Fees
University of Virginia	38,228
University of California Davis	36,755
University of California San Diego	36,538
University of California Irvine	36,000
University of California Los Angeles	35,570
University of Colorado Boulder and Denver	31,378
University of Washington	29,938
University of Connecticut	29,194
University of Maryland College Park and Baltimore	27,288
University of Massachusetts	26,830
Rutgers, State University of New Jersey	26,393

The dollar figures shown include tuition and fees paid by all students.

University of Washington Ranking	7 of 11
Global Challenge States Group Average	32,417



To be at the average of the **Global Challenge States**, the University of Washington **UNDERGRADUATE NONRESIDENT** tuition and fees would need to increase by \$2,479.

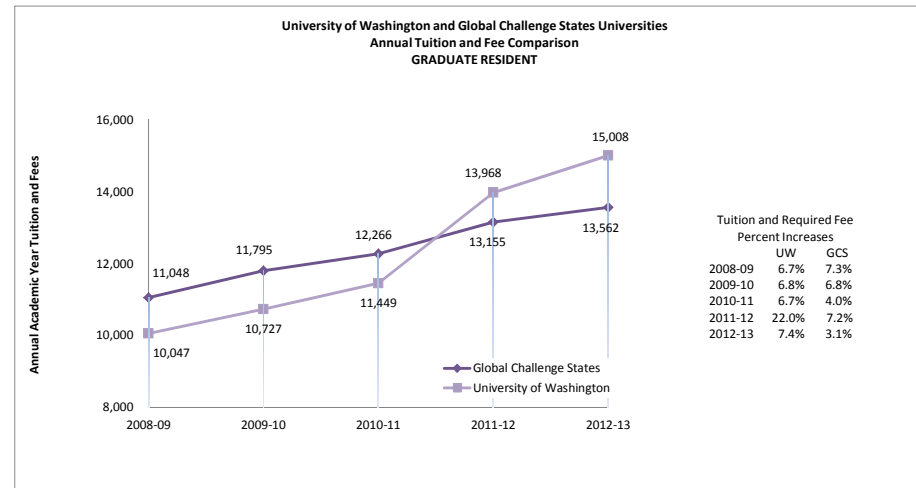
Sources: 2012-13 American Association of University Data Exchange, University of Virginia system survey, and institution websites

ANNUAL TUITION AND FEE COMPARISON
University of Washington And Global Challenge States Comparison Universities
Academic Year 2012-13

GRADUATE RESIDENT	2012-13 Tuition and Fees
Rutgers, State University of New Jersey	16,939
University of Virginia	15,662
University of Washington	15,008
University of Maryland College Park and Baltimore	14,637
University of California Davis	13,107
University of Massachusetts	12,978
University of California Irvine	12,962
University of Connecticut	12,866
University of California San Diego	12,734
University of California Los Angeles	12,566
University of Colorado Boulder and Denver	11,173

The dollar figures shown include tuition and fees paid by all students.

University of Washington Ranking	3 of 11
Global Challenge States Group Average	13,562

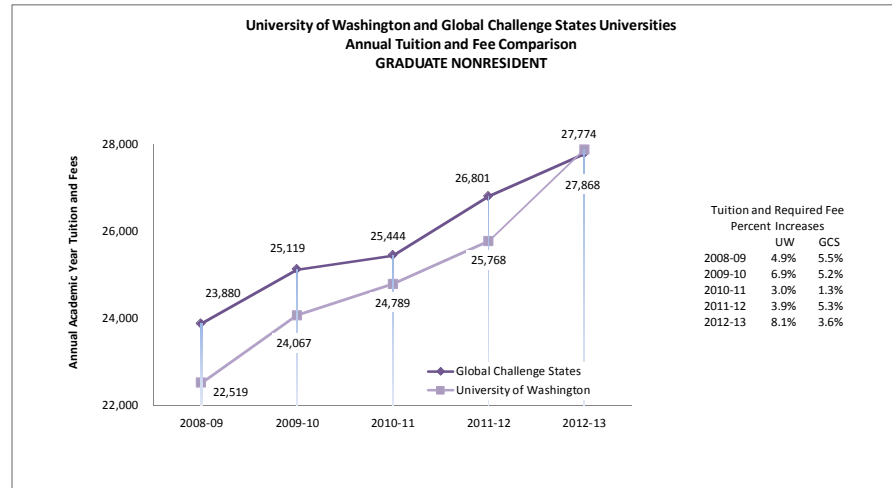


To be at the average of the Global Challenge States, the University of Washington GRADUATE RESIDENT tuition and fees would need to decrease by \$1,446.

Sources: 2012-13 American Association of University Data Exchange, University of Virginia system survey, and institution websites

ANNUAL TUITION AND FEE COMPARISON
University of Washington And Global Challenge States Comparison Universities
Academic Year 2012-13

GRADUATE NONRESIDENT	2012-13 Tuition and Fees
University of Connecticut	30,074
University of Maryland College Park and Baltimore	29,925
University of California Davis	28,209
University of California Irvine	28,064
University of Washington	27,868
University of California San Diego	27,836
University of California Los Angeles	27,668
University of Colorado Boulder and Denver	27,643
Rutgers, State University of New Jersey	26,515
University of Massachusetts	26,137
University of Virginia	25,668
The dollar figures shown include tuition and fees paid by all students.	
University of Washington Ranking	5 of 11
Global Challenge States Group Average	27,774



To be at the average of the **Global Challenge States**, the University of Washington GRADUATE NONRESIDENT tuition and fees would need to decrease by \$94.

Sources: 2012-13 American Association of University Data Exchange, University of Virginia system survey, and institution websites

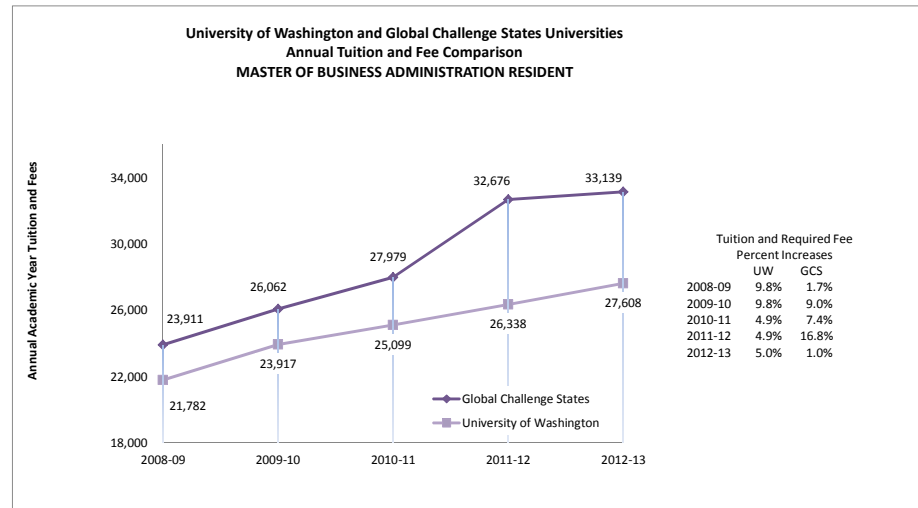
ANNUAL TUITION AND FEE COMPARISON
University of Washington And Global Challenge States Comparison Universities
Academic Year 2012-13

MASTER OF BUSINESS ADMINISTRATION 2012-13
RESIDENT Tuition and Fees

University of Virginia	48,900
University of California Los Angeles	46,000
University of California San Diego	40,136
University of California Davis	36,447
University of Maryland College Park and Baltimore	36,222
University of California Irvine	35,858
University of Connecticut	32,000
University of Washington	27,608
Rutgers, State University of New Jersey	25,319
University of Colorado Boulder and Denver	17,527
University of Massachusetts	12,978

The dollar figures shown include tuition and fees paid by all students.

University of Washington Ranking	8 of 11
Global Challenge States Group Average	33,139



To be at the average of the **Global Challenge States**, the University of Washington MASTER OF BUSINESS ADMINISTRATION RESIDENT tuition and fees would need to increase by \$5,531

Sources: 2012-13 American Association of University Data Exchange, University of Virginia system survey, and institution websites

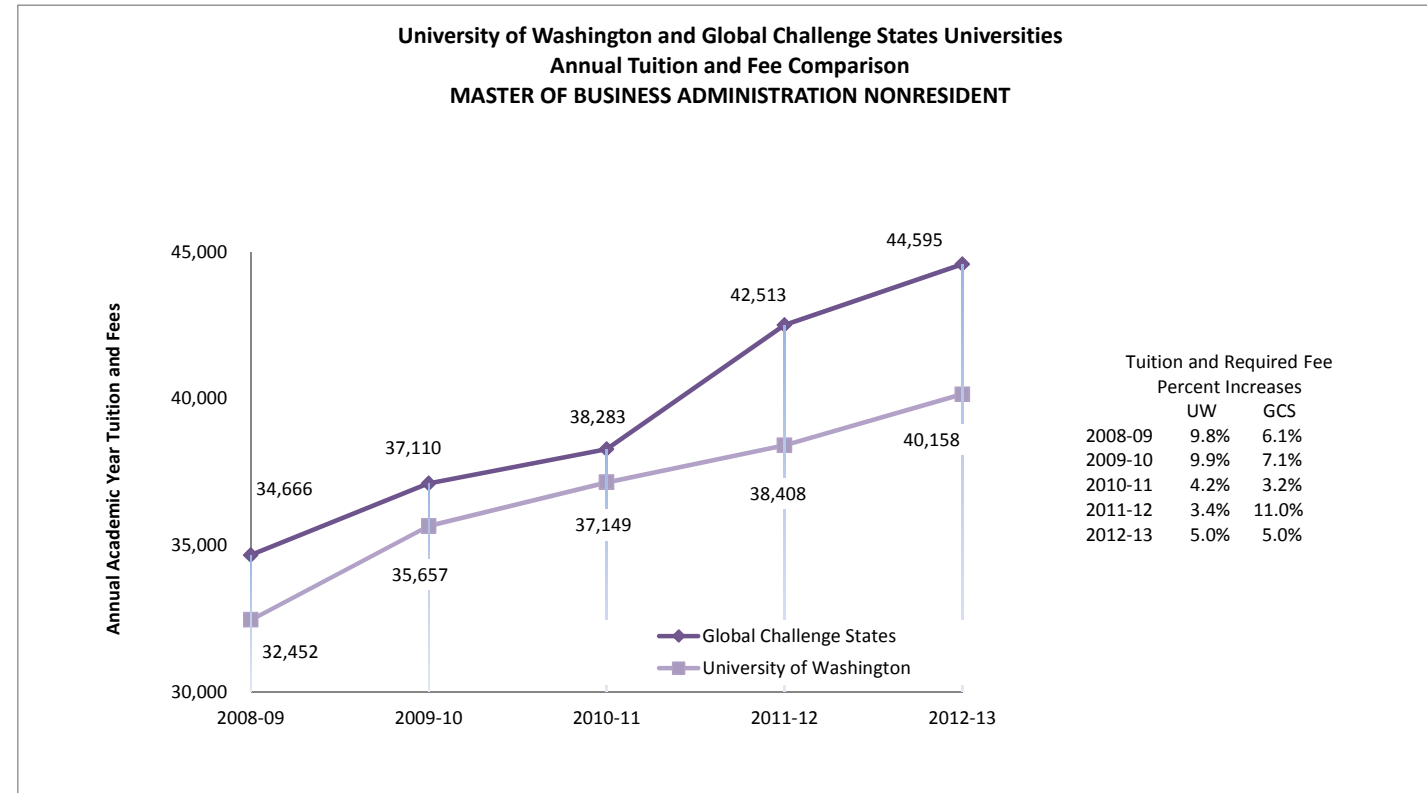
ANNUAL TUITION AND FEE COMPARISON
University of Washington And Global Challenge States Comparison Universities
Academic Year 2012-13

MASTER OF BUSINESS ADMINISTRATION 2012-13
NONRESIDENT Tuition and Fees

University of California San Diego	56,036
University of Virginia	53,900
University of California Los Angeles	52,287
University of Connecticut	49,000
University of California Davis	48,692
University of California Irvine	44,497
University of Maryland College Park and Baltimore	42,702
Rutgers, State University of New Jersey	41,367
University of Washington	40,158
University of Colorado Boulder and Denver	31,333
University of Massachusetts	26,137

The dollar figures shown include tuition and fees paid by all students.

University of Washington Ranking	9 of 11
Global Challenge States Group Average	44,595

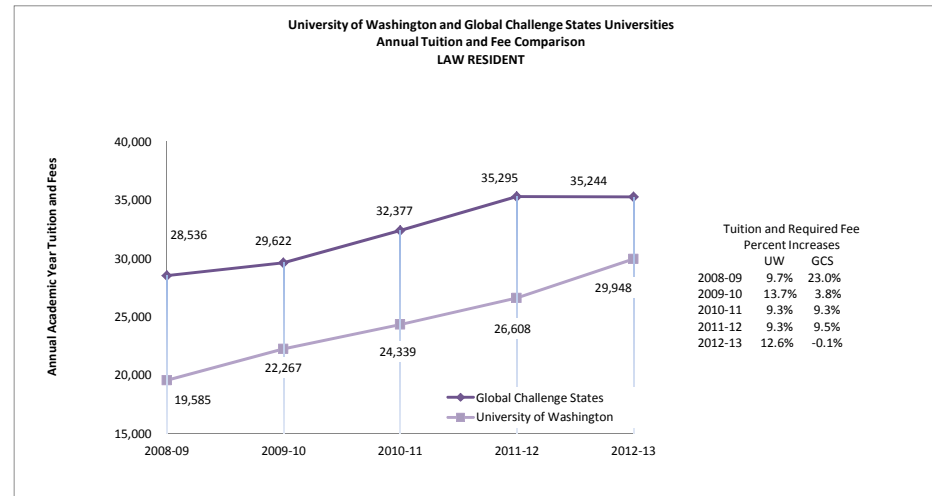


To be at the average of the **Global Challenge States**, the University of Washington MASTER OF BUSINESS ADMINISTRATION NONRESIDENT tuition and fees would need to increase by \$4,437.

Sources: 2012-13 American Association of University Data Exchange, University of Virginia system survey, and institution websites

ANNUAL TUITION AND FEE COMPARISON
University of Washington And Global Challenge States Comparison Universities
Academic Year 2012-13

LAW RESIDENT	2012-13 Tuition and Fees
University of Massachusetts	NA
University of California San Diego	NA
University of Michigan	48,206
University of California Davis	47,284
University of Virginia	46,400
University of California Los Angeles	45,221
University of California Irvine	44,717
University of Washington	29,948
University of Maryland College Park and Baltimore	26,317
Rutgers, State University of New Jersey	25,443
University of Colorado Boulder and Denver	23,284
University of Connecticut	23,284
The dollar figures shown include tuition and fees paid by all students.	
University of Washington Ranking	6 of 10
Global Challenge States Group Average	36,684



To be at the average of the **Global Challenge States**, the University of Washington LAW (JD) RESIDENT tuition and fees would need to increase by \$5,296.

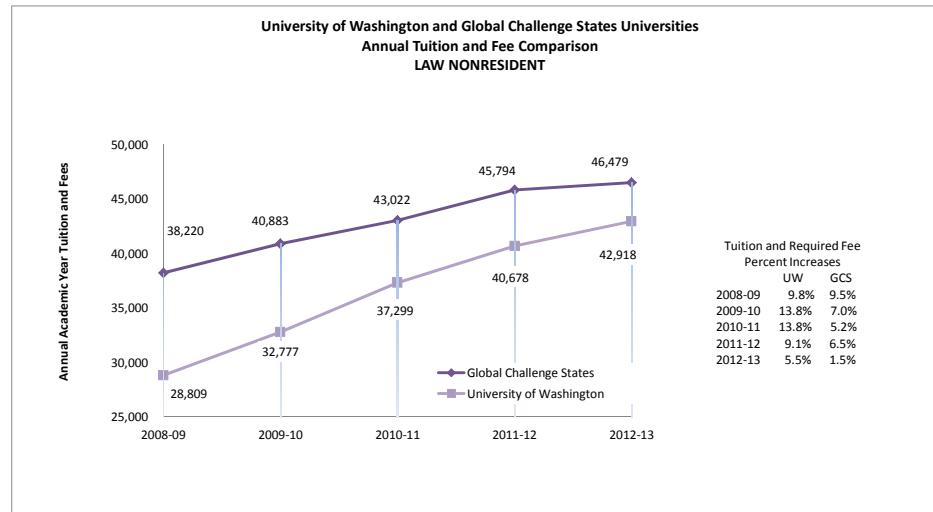
Sources: 2012-13 American Association of University Data Exchange, University of Virginia system survey, and institution websites

ANNUAL TUITION AND FEE COMPARISON
University of Washington And Global Challenge States Comparison Universities
Academic Year 2012-13

LAW NONRESIDENT	2012-13 Tuition and Fees
University of Massachusetts	NA
University of California San Diego	NA
University of California Davis	56,535
University of California Los Angeles	51,715
University of Virginia	51,400
University of California Irvine	51,211
University of Connecticut	48,052
University of Washington	42,918
University of Colorado Boulder and Denver	38,281
University of Maryland College Park and Baltimore	37,934
Rutgers, State University of New Jersey	36,707

The dollar figures shown include tuition and fees paid by all students.

University of Washington Ranking	6 of 9
Global Challenge States Group Average	46,479



To be at the average of the **Global Challenge States**, the University of Washington LAW (JD) NONRESIDENT tuition and fees would need to increase by \$3,561.

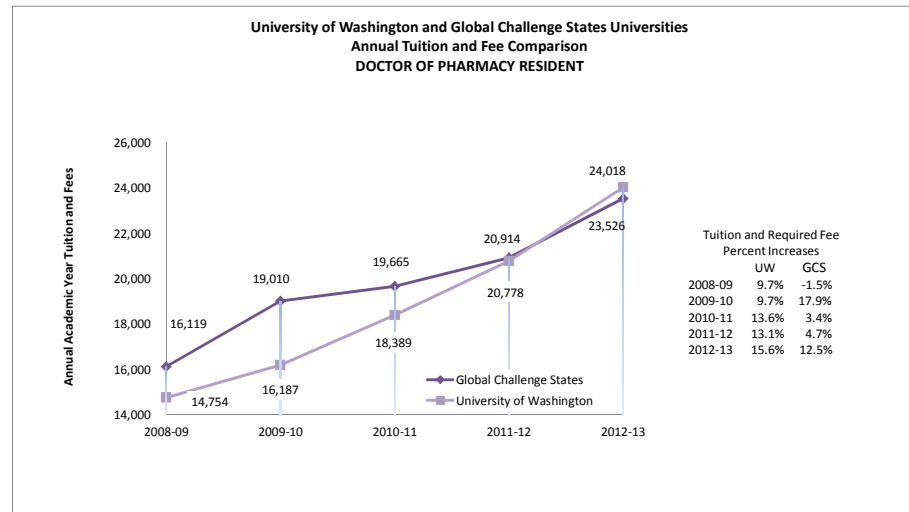
Sources: 2012-13 American Association of University Data Exchange, University of Virginia system survey, and institution websites

ANNUAL TUITION AND FEE COMPARISON
University of Washington And Global Challenge States Comparison Universities
Academic Year 2012-13

DOCTOR OF PHARMACY RESIDENT	2012-13 Tuition and Fees
University of Virginia	NA
University of California Los Angeles	NA
University of California Davis	NA
University of California Irvine	NA
University of Massachusetts	NA
University of California San Diego	32,507
University of Colorado Boulder and Denver	25,851
University of Washington	24,018
University of Connecticut	21,982
University of Maryland College Park and Baltimore	20,353
Rutgers, State University of New Jersey	16,939

The dollar figures shown include tuition and fees paid by all students.

University of Washington Ranking	3 of 6
Global Challenge States Group Average	23,526



To be at the average of the **Global Challenge States**, the University of Washington DOCTOR OF PHARMACY RESIDENT tuition and fees would need to decrease by \$492.

Data in 2008-09 and 2009-10 are unreliable

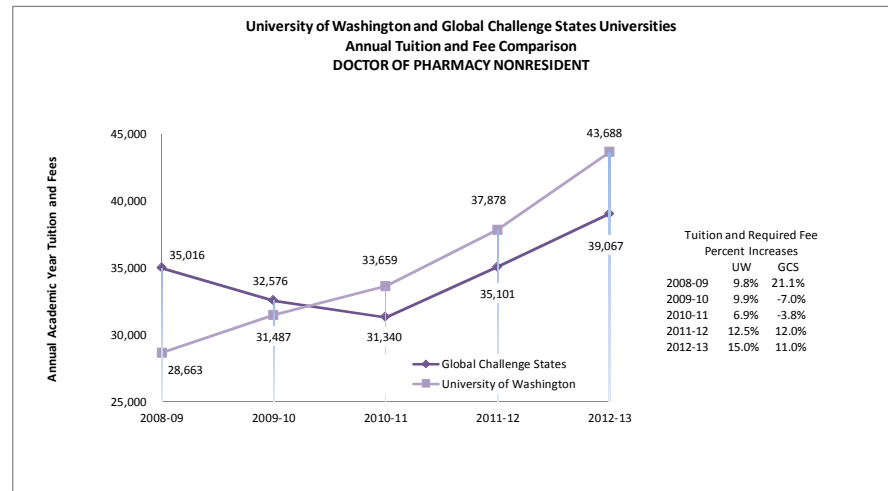
Sources: 2012-13 American Association of University Data Exchange, University of Virginia system survey, and institution websites

ANNUAL TUITION AND FEE COMPARISON
University of Washington And Global Challenge States Comparison Universities
Academic Year 2012-13

	2012-13
DOCTOR OF PHARMACY NONRESIDENT	Tuition and Fees
University of Virginia	NA
University of California Los Angeles	NA
University of California Davis	NA
University of California Irvine	NA
University of Massachusetts	NA
University of California San Diego	44,752
University of Connecticut	44,374
University of Washington	43,688
University of Colorado Boulder and Denver	41,027
University of Maryland College Park and Baltimore	36,052
Rutgers, State University of New Jersey	29,130

The dollar figures shown include tuition and fees paid by all students.

University of Washington Ranking	3 of 6
Global Challenge States Group Average	39,067



*To be at the average of the **Global Challenge States**, The University of Washington DOCTOR OF PHARMACY NONRESIDENT tuition and fees would need to decrease by \$4,621*

Data in 2008-09 and 2009-10 are unreliable

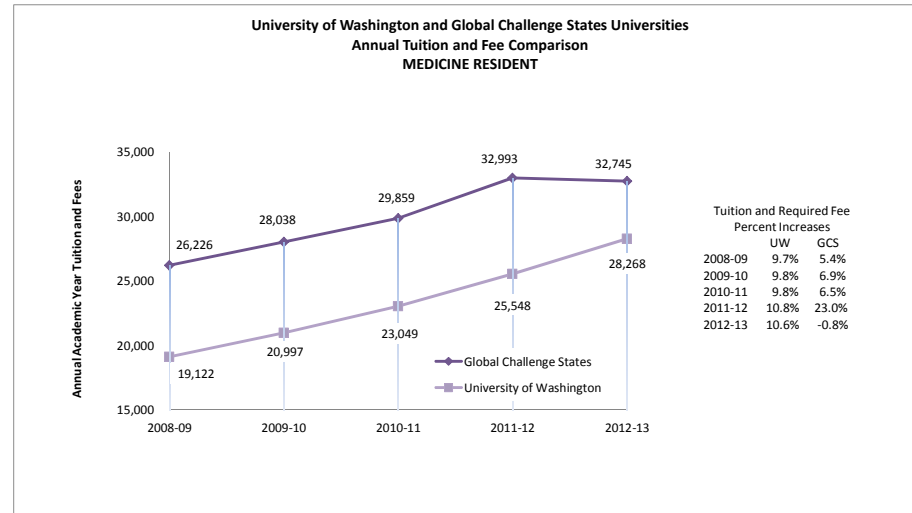
Sources: 2012-13 American Association of University Data Exchange, University of Virginia system survey, and institution websites

ANNUAL TUITION AND FEE COMPARISON
University of Washington And Global Challenge States Comparison Universities
Academic Year 2012-13

	2012-13 Tuition and Fees
MEDICINE RESIDENT	
University of Virginia	43,218
University of California Irvine	37,053
University of Colorado Boulder and Denver	34,610
University of California Davis	37,446
University of California San Diego	32,844
University of California Los Angeles	32,541
University of Maryland College Park and Baltimore	31,609
University of Connecticut	30,879
University of Washington	28,268
University of Massachusetts	25,005
Rutgers, State University of New Jersey	22,246

The dollar figures shown include tuition and fees paid by all students.

University of Washington Ranking	9 of 11
Global Challenge States Group Average	32,745



To be at the average of the **Global Challenge States**, the University of Washington MEDICINE RESIDENT tuition and fees would need to increase by \$4,477.

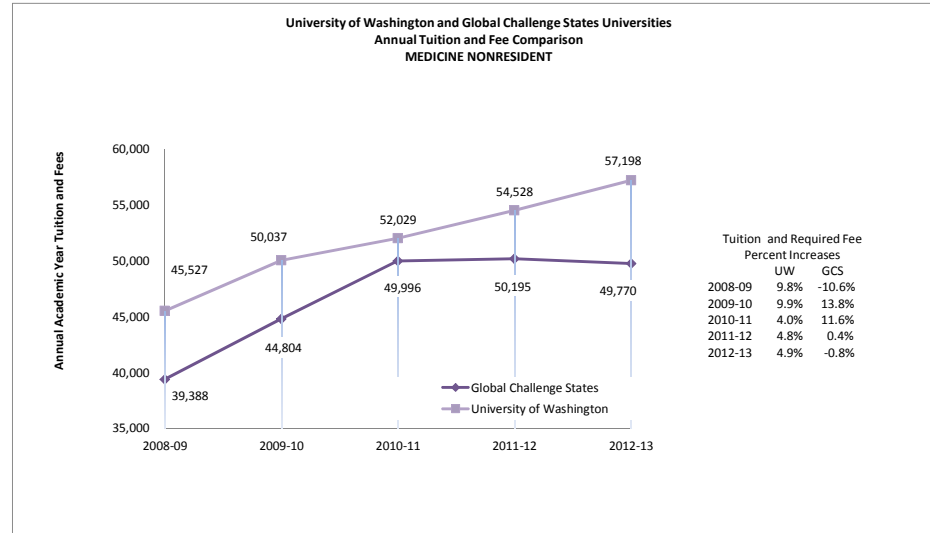


ANNUAL TUITION AND FEE COMPARISON
University of Washington And Global Challenge States Comparison Universities
Academic Year 2012-13

Table with 2 columns: University Name and Tuition and Fees. Lists various universities and their 2012-13 tuition and fees for medicine nonresident students.

The dollar figures shown include tuition and fees paid by all students.

Summary table with 2 columns: University of Washington Ranking and Global Challenge States Group Average.



To be at the average of the Global Challenge States, the University of Washington MEDICINE NONRESIDENT tuition and fees would need to decrease by \$7,428.

University of Massachusetts admits only certified legal residents of the Commonwealth of Massachusetts to the School of Medicine and is excluded from the average

Data in 2008-09 is unreliable

Sources: 2012-13 American Association of University Data Exchange, University of Virginia system survey, and institution websites