



# UNIVERSITY of WASHINGTON

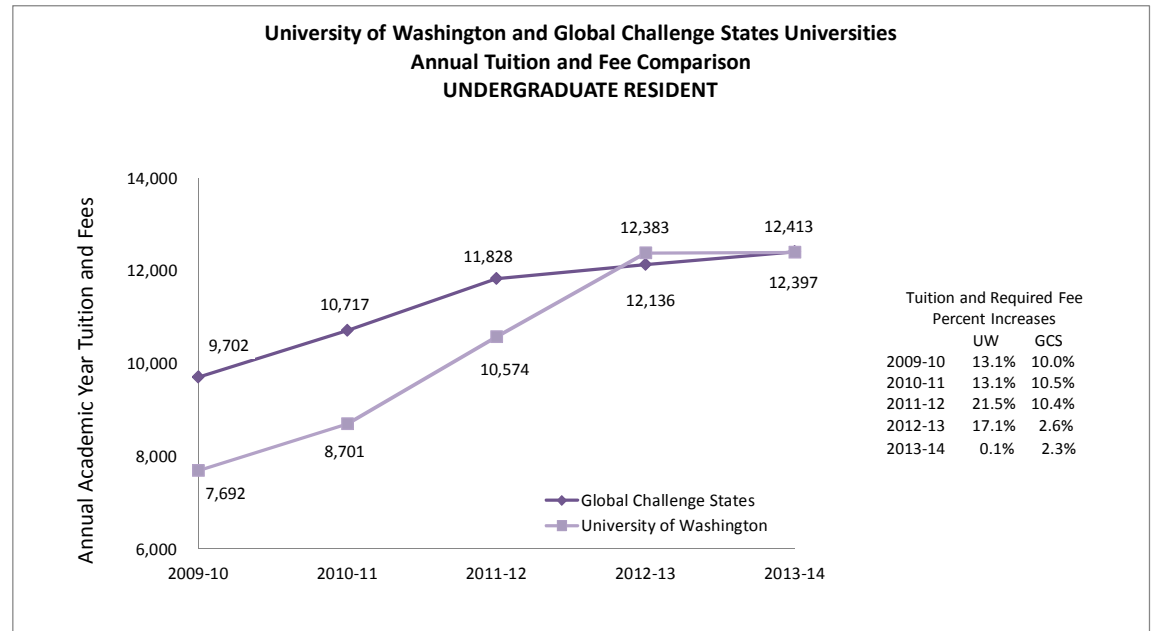
OFFICE OF PLANNING & BUDGETING

**ANNUAL TUITION AND FEE COMPARISON**  
**University of Washington And Global Challenge States Comparison Universities**  
 Academic Year 2013-14

<b>UNDERGRADUATE RESIDENT</b>	2013-14 Tuition and Fees
University of California Davis	13,896
Rutgers, State University of New Jersey	13,499
University of Massachusetts	13,443
University of California San Diego	13,271
University of California Irvine	13,149
University of California Los Angeles	12,697
University of Virginia	12,668
<b>University of Washington</b>	<b>12,397</b>
University of Connecticut	12,022
University of Colorado Boulder and Denver	10,343
University of Maryland College Park and Baltimore	9,162

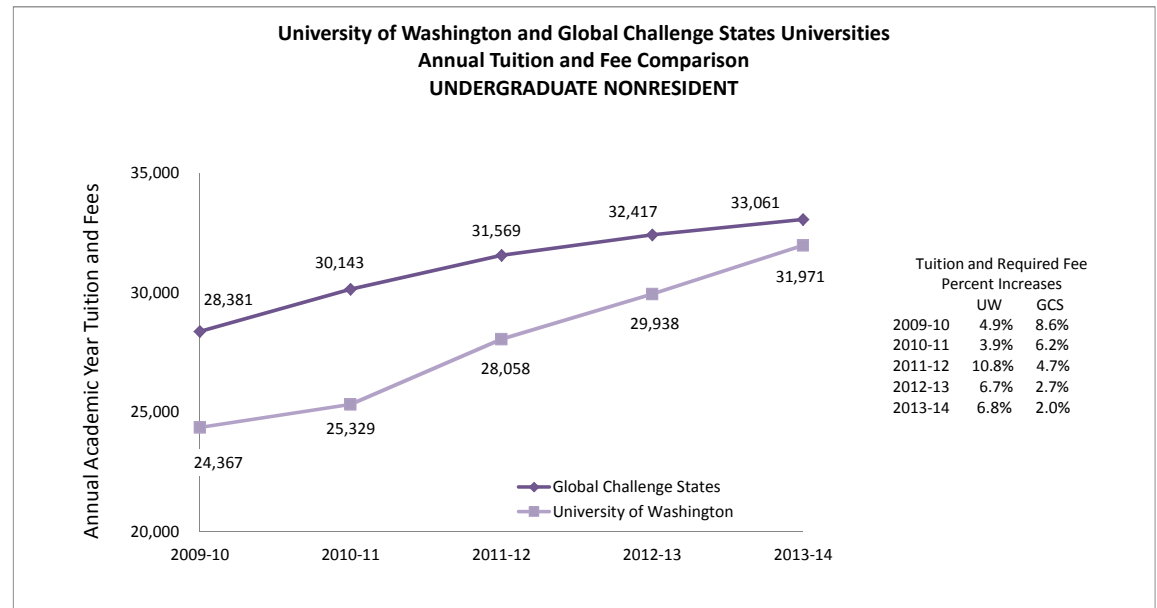
The dollar figures shown include tuition and fees paid by all students.

University of Washington Ranking	8 of 11
Global Challenge States Group Average	12,413
Global Challenge States Group Median	12,697



**ANNUAL TUITION AND FEE COMPARISON**  
University of Washington And Global Challenge States Comparison Universities  
Academic Year 2013-14

<b>UNDERGRADUATE NONRESIDENT</b>	2013-14 Tuition and Fees
University of Virginia	40,054
University of California Davis	36,774
University of California San Diego	36,159
University of California Irvine	36,027
University of California Los Angeles	35,575
University of Colorado Boulder and Denver	32,111
<b>University of Washington</b>	<b>31,971</b>
University of Connecticut	30,970
University of Maryland College Park and Baltimore	28,348
University of Massachusetts	28,159
Rutgers, State University of New Jersey	27,523
The dollar figures shown include tuition and fees paid by all students.	
University of Washington Ranking	7 of 11
Global Challenge States Group Average	33,061
Global Challenge States Group Median	32,111





# UNIVERSITY of WASHINGTON

OFFICE OF PLANNING & BUDGETING

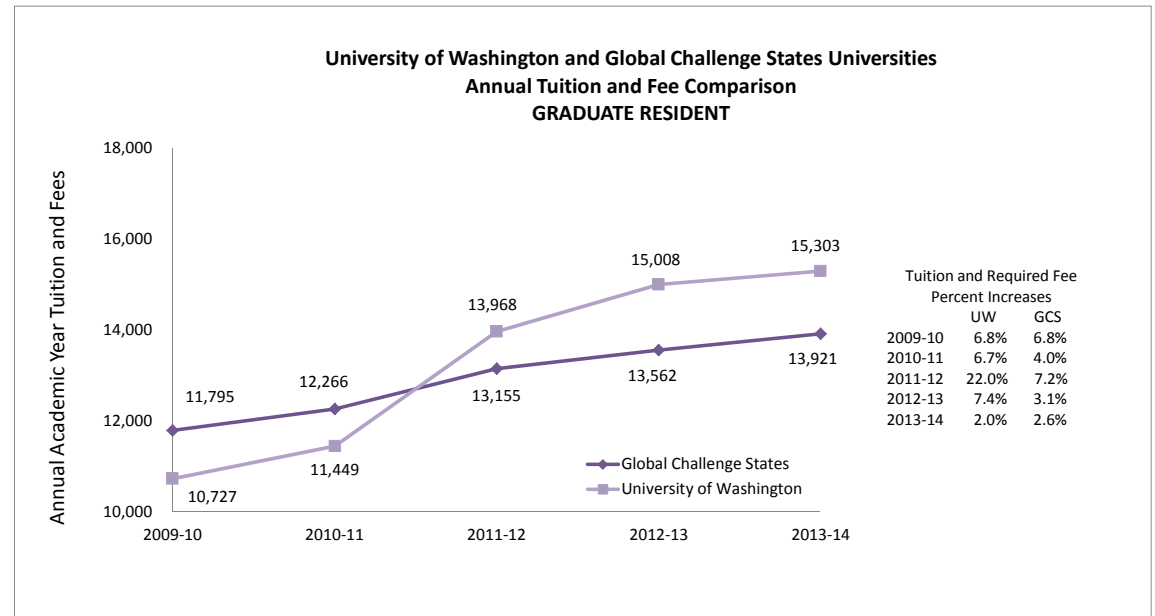
## ANNUAL TUITION AND FEE COMPARISON University of Washington And Global Challenge States Comparison Universities Academic Year 2013-14

### GRADUATE RESIDENT 2013-14 Tuition and Fees

Rutgers, State University of New Jersey	17,515
University of Virginia	16,260
<b>University of Washington</b>	<b>15,303</b>
University of Maryland College Park and Baltimore	15,198
University of California Davis	13,109
University of Massachusetts	13,642
University of California Irvine	12,962
University of Connecticut	13,662
University of California San Diego	12,779
University of California Los Angeles	12,571
University of Colorado Boulder and Denver	11,510

The dollar figures shown include tuition and fees paid by all students.

University of Washington Ranking	3 of 11
Global Challenge States Group Average	14,046
Global Challenge States Group Median	13,642





# UNIVERSITY of WASHINGTON

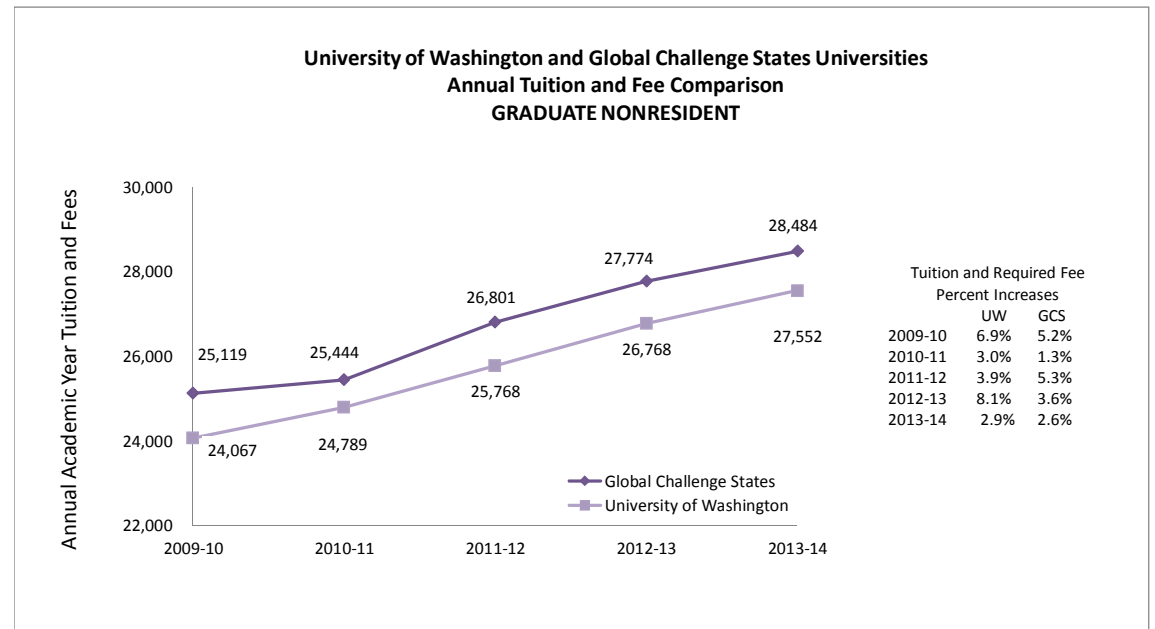
OFFICE OF PLANNING & BUDGETING

## ANNUAL TUITION AND FEE COMPARISON University of Washington And Global Challenge States Comparison Universities Academic Year 2013-14

GRADUATE NONRESIDENT	2013-14 Tuition and Fees
University of Connecticut	31,946
University of Maryland College Park and Baltimore	31,110
University of Colorado Boulder and Denver	28,304
University of California Davis	28,211
University of California Irvine	28,064
University of California San Diego	27,881
University of Massachusetts	27,715
University of California Los Angeles	27,673
Rutgers, State University of New Jersey	27,667
<b>University of Washington</b>	<b>27,552</b>
University of Virginia	26,266

The dollar figures shown include tuition and fees paid by all students.

University of Washington Ranking	10 of 11
Global Challenge States Group Average	28,399
Global Challenge States Group Median	27,881





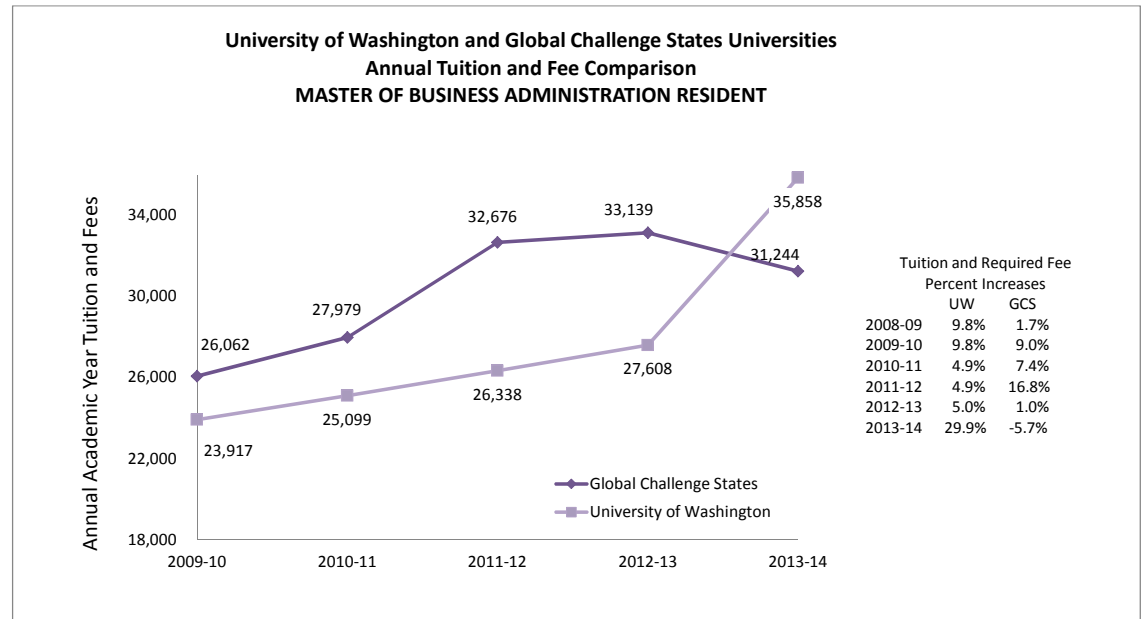
ANNUAL TUITION AND FEE COMPARISON
University of Washington And Global Challenge States Comparison Universities
Academic Year 2013-14

MASTER OF BUSINESS ADMINISTRATION
RESIDENT
2013-14
Tuition and Fees

Table listing comparison universities and their 2013-14 tuition and fees: University of Virginia (48,958), University of California Los Angeles (46,005), University of California San Diego (40,046), University of California Davis (36,449), University of Maryland College Park and Baltimore (35,988), University of California Irvine (35,858), University of Washington (28,950), Rutgers, State University of New Jersey (26,153), University of Colorado Boulder and Denver (17,972), University of Connecticut (13,662), University of Massachusetts (13,642).

The dollar figures shown include tuition and fees paid by all students.

Summary statistics for University of Washington: University of Washington Ranking (7 of 11), Global Challenge States Group Average (31,244), Global Challenge States Group Median (35,858).



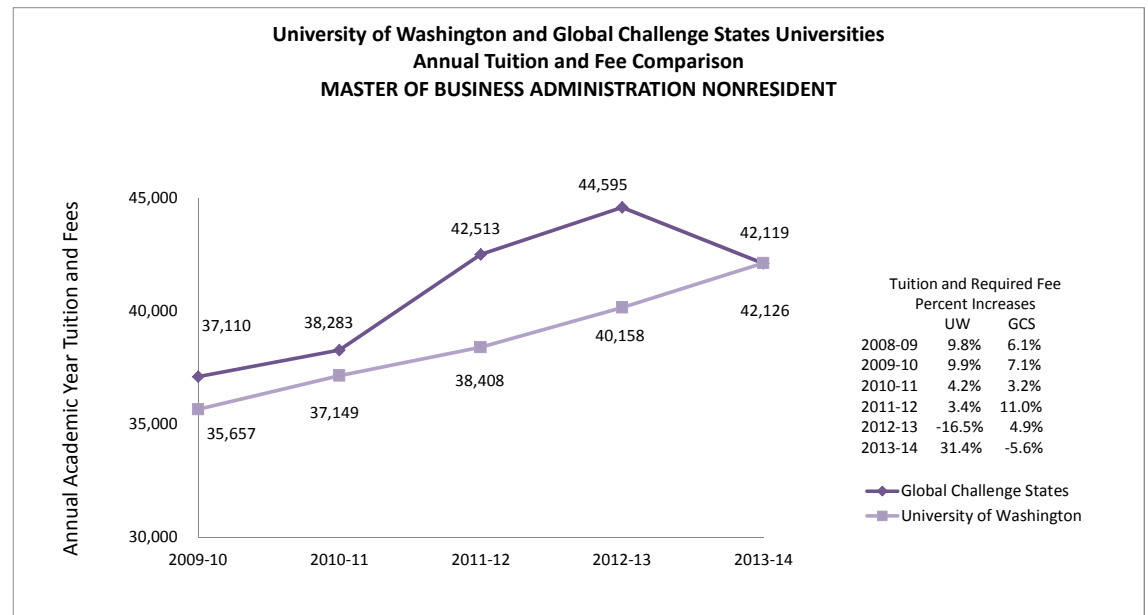
**ANNUAL TUITION AND FEE COMPARISON**  
University of Washington And *Global Challenge States* Comparison Universities  
Academic Year 2013-14

**MASTER OF BUSINESS ADMINISTRATION** 2013-14  
**NONRESIDENT** Tuition and Fees

University of Virginia	53,958
University of California Los Angeles	52,292
University of California Davis	48,694
University of California Irvine	44,497
University of California San Diego	44,395
Rutgers, State University of New Jersey	43,151
University of Maryland College Park and Baltimore	42,468
<b>University of Washington</b>	<b>42,126</b>
University of Colorado Boulder and Denver	32,066
University of Connecticut	31,946
University of Massachusetts	27,715

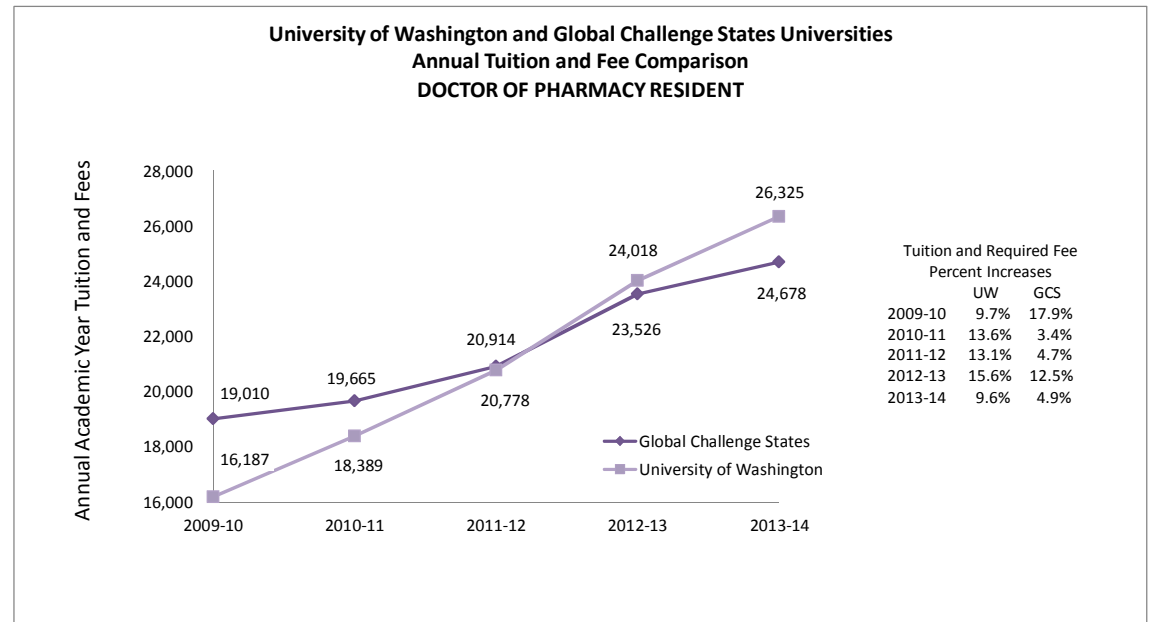
The dollar figures shown include tuition and fees paid by all students.

University of Washington Ranking	8 of 11
Global Challenge States Group Average	42,119
Global Challenge States Group Median	43,151



**ANNUAL TUITION AND FEE COMPARISON**  
University of Washington And Global Challenge States Comparison Universities  
Academic Year 2013-14

	2013-14 Tuition and Fees
<b>DOCTOR OF PHARMACY RESIDENT</b>	
University of Massachusetts	NA
University of Virginia	NA
University of California Davis	NA
University of California Irvine	NA
University of California Los Angeles	NA
University of California San Diego	32,417
University of Colorado Boulder and Denver	28,808
<b>University of Washington</b>	<b>26,325</b>
University of Connecticut	23,306
University of Maryland College Park and Baltimore	21,346
Rutgers, State University of New Jersey	17,515
The dollar figures shown include tuition and fees paid by all students.	
University of Washington Ranking	3 of 6
Global Challenge States Group Average	24,953
Global Challenge States Group Median	24,816





# UNIVERSITY of WASHINGTON

OFFICE OF PLANNING & BUDGETING

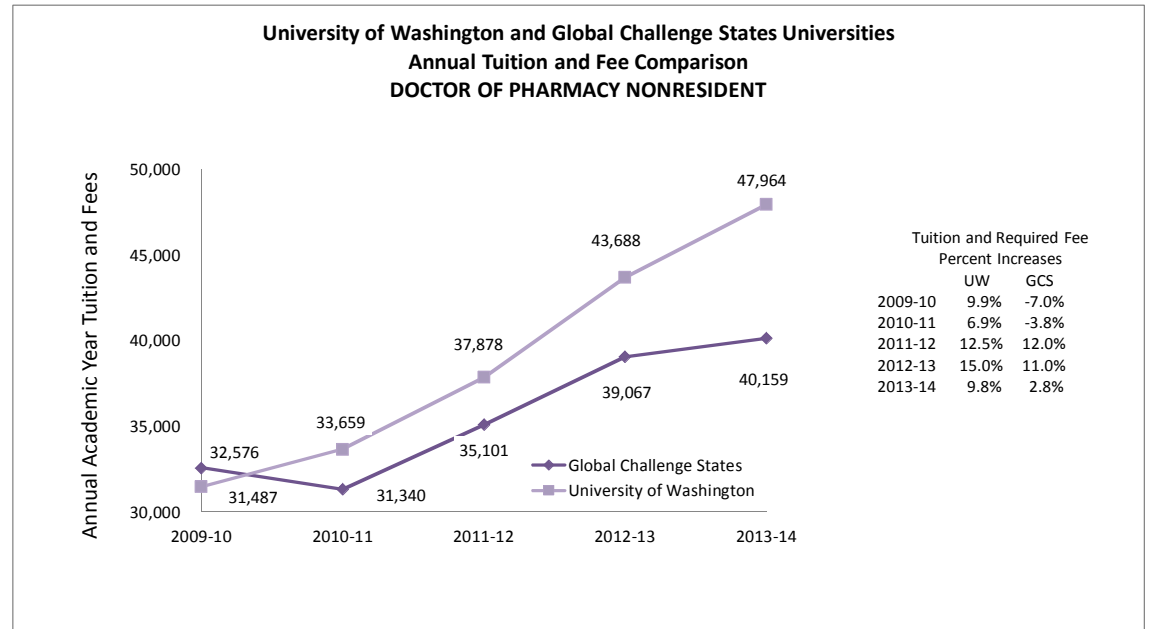
## ANNUAL TUITION AND FEE COMPARISON University of Washington And Global Challenge States Comparison Universities Academic Year 2013-14

### 2013-14 DOCTOR OF PHARMACY NONRESIDENT Tuition and Fees

University of Virginia	NA
University of California Los Angeles	NA
University of California Davis	NA
University of California Irvine	NA
University of Massachusetts	NA
<b>University of Washington</b>	<b>47,964</b>
University of Connecticut	47,098
University of California San Diego	44,662
University of Colorado Boulder and Denver	43,085
University of Maryland College Park and Baltimore	37,154
Rutgers, State University of New Jersey	28,795

The dollar figures shown include tuition and fees paid by all students.

University of Washington Ranking	1 of 6
Global Challenge States Group Average	41,460
Global Challenge States Group Median	43,874



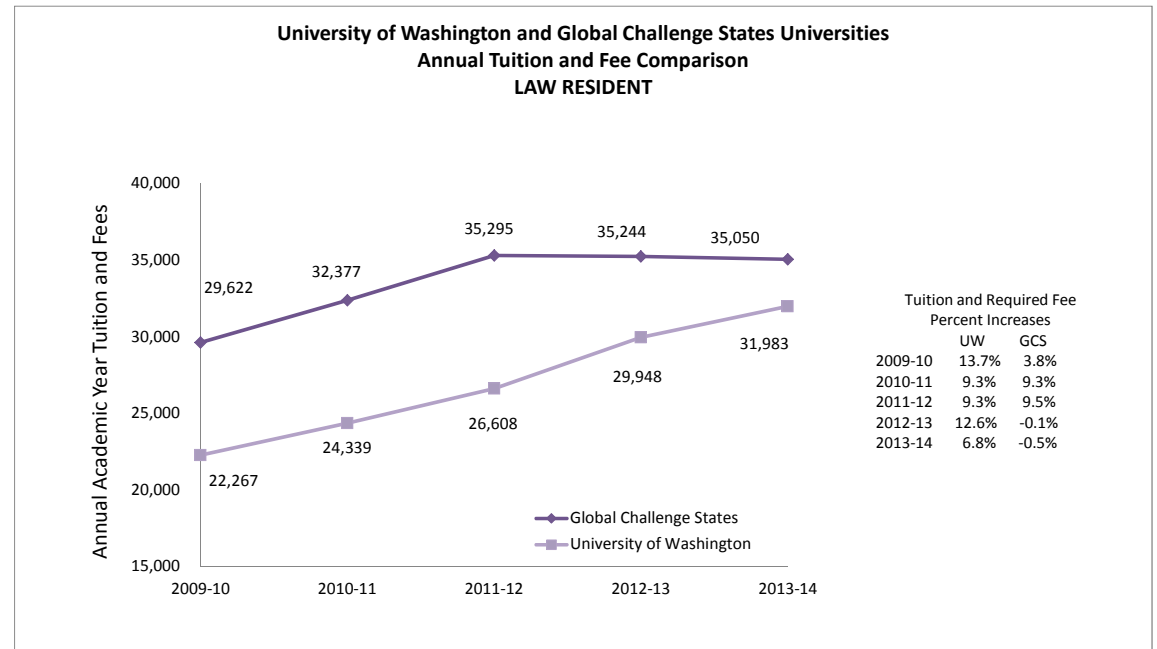


**ANNUAL TUITION AND FEE COMPARISON**  
**University of Washington And Global Challenge States Comparison Universities**  
Academic Year 2013-14

<b>LAW RESIDENT</b>	2013-14 Tuition and Fees
University of California San Diego	N/A
University of Virginia	47,900
University of California Davis	47,292
University of California Los Angeles	45,226
University of California Irvine	44,717
<b>University of Washington</b>	<b>31,983</b>
University of Colorado Boulder and Denver	31,652
University of Maryland College Park and Baltimore	27,398
Rutgers, State University of New Jersey	25,483
University of Connecticut	24,524
University of Massachusetts	24,328

The dollar figures shown include tuition and fees paid by all students.

University of Washington Ranking	5 of 10
Global Challenge States Group Average	35,050
Global Challenge States Group Median	31,818



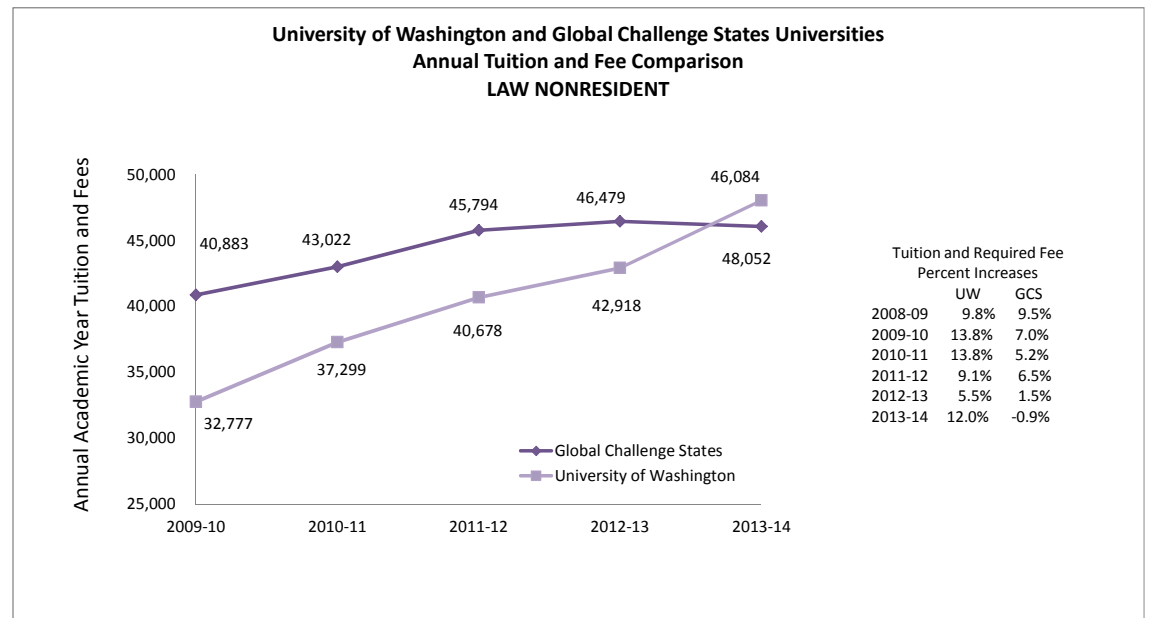
Sources: 2012-13 American Association of University Data Exchange, University of Virginia system survey, and institution websites

**ANNUAL TUITION AND FEE COMPARISON**  
University of Washington And Global Challenge States Comparison Universities  
Academic Year 2013-14

<b>LAW NONRESIDENT</b>	2013-14 Tuition and Fees
University of California San Diego	NA
University of California Davis	NA
University of Virginia	56,535
University of California Los Angeles	51,715
University of California Irvine	51,400
University of Connecticut	51,211
<b>University of Washington</b>	<b>48,052</b>
University of Maryland College Park and Baltimore	42,918
University of Colorado Boulder and Denver	38,281
Rutgers, State University of New Jersey	37,934
University of Massachusetts	36,707

The dollar figures shown include tuition and fees paid by all students.

University of Washington Ranking	5 of 9
Global Challenge States Group Average	46,084
Global Challenge States Group Median	48,052



Sources: 2012-13 American Association of University Data Exchange, University of Virginia system survey, and institution websites



# UNIVERSITY of WASHINGTON

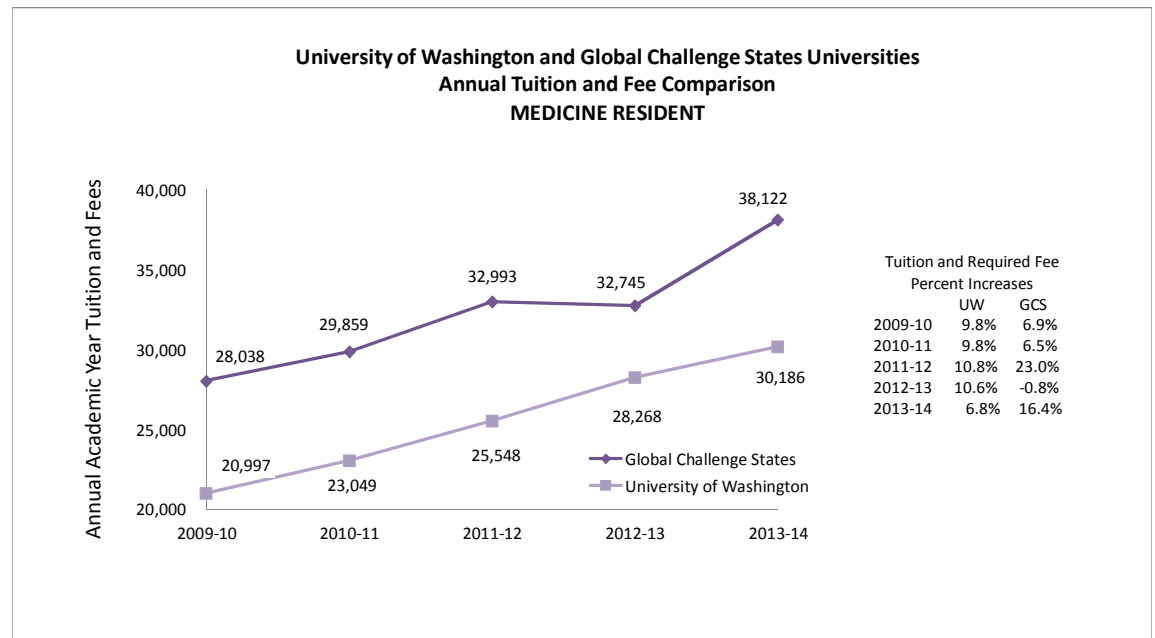
OFFICE OF PLANNING & BUDGETING

## ANNUAL TUITION AND FEE COMPARISON University of Washington And Global Challenge States Comparison Universities Academic Year 2013-14

	2013-14 Tuition and Fees
<b>MEDICINE RESIDENT</b>	
University of Massachusetts	54,028
University of Virginia	44,826
Rutgers, State University of New Jersey	38,727
University of Colorado Boulder and Denver	37,807
University of California Davis	37,528
University of California Irvine	37,053
University of Maryland College Park and Baltimore	33,081
University of Connecticut	32,931
University of California San Diego	32,693
University of California Los Angeles	32,546
<b>University of Washington</b>	<b>30,186</b>

The dollar figures shown include tuition and fees paid by all students.

University of Washington Ranking	11 of 11
Global Challenge States Group Average	37,401
Global Challenge States Group Median	37,053



**ANNUAL TUITION AND FEE COMPARISON**  
University of Washington And Global Challenge States Comparison Universities  
Academic Year 2013-14

**MEDICINE NONRESIDENT** 2013-14  
Tuition and Fees

University of Colorado Boulder and Denver	63,762
University of Connecticut	60,411
Rutgers, State University of New Jersey	60,383
<b>University of Washington</b>	<b>59,175</b>
University of Maryland College Park and Baltimore	57,912
University of Virginia	55,236
University of Massachusetts	54,028
University of California Davis	49,773
University of California Irvine	49,298
University of California San Diego	44,938
University of California Los Angeles	44,791

The dollar figures shown include tuition and fees paid by all students.

University of Washington Ranking	4 of 11
Global Challenge States Group Average	54,519
Global Challenge States Group Median	55,236

