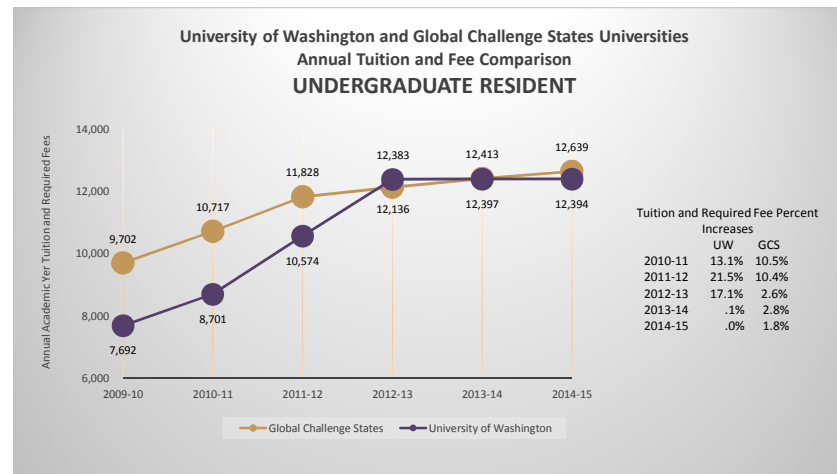


**ANNUAL TUITION AND FEE COMPARISON**  
University of Washington And *Global Challenge States* Comparison Universities  
Academic Year 2014-15

<b>UNDERGRADUATE RESIDENT</b>	2014-15 Tuition and Fees
University of California Davis	13,896
Rutgers, State University of New Jersey	13,813
University of California San Diego	13,421
University of Massachusetts	13,258
University of Virginia	13,208
University of California Irvine	13,179
University of California Los Angeles	12,701
University of Connecticut	12,700
<b>University of Washington</b>	<b>12,394</b>
University of Colorado Boulder and Denver	10,789
University of Maryland College Park and Baltimore	9,428

The dollar figures shown include tuition and fees paid by all students.

University of Washington Ranking	9 of 11
Global Challenge States Group Average	12,639



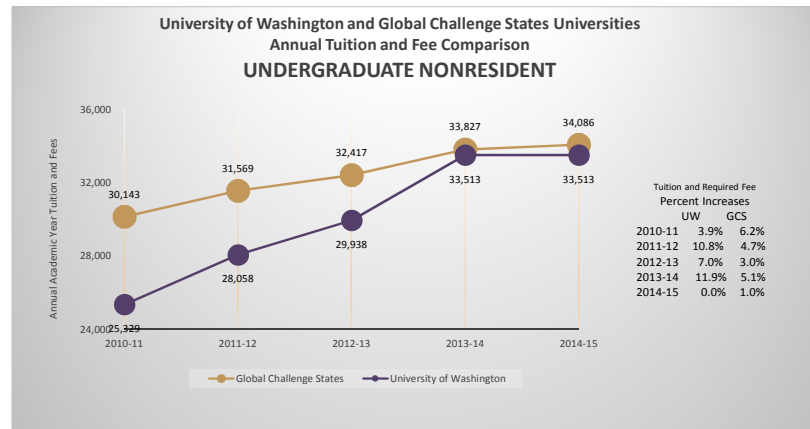
*To be at the average of the **Global Challenge States**, The University of Washington **UNDERGRADUATE RESIDENT** tuition and fees would need to increase by \$245.*

**ANNUAL TUITION AND FEE COMPARISON**  
University of Washington And Global Challenge States Comparison Universities  
Academic Year 2014-15

	2014-15 Tuition and Fees
<b>UNDERGRADUATE NONRESIDENT</b>	
University of Virginia	42,394
University of California Davis	36,774
University of California San Diego	36,299
University of California Irvine	36,057
University of California Los Angeles	35,579
<b>University of Washington</b>	<b>33,513</b>
University of Colorado Boulder and Denver	33,151
University of Connecticut	32,880
University of Maryland College Park and Baltimore	29,721
University of Massachusetts	29,413
Rutgers, State University of New Jersey	28,591

The dollar figures shown include tuition and fees paid by all students.

University of Washington Ranking	6 of 11
Global Challenge States Group Average	34,086

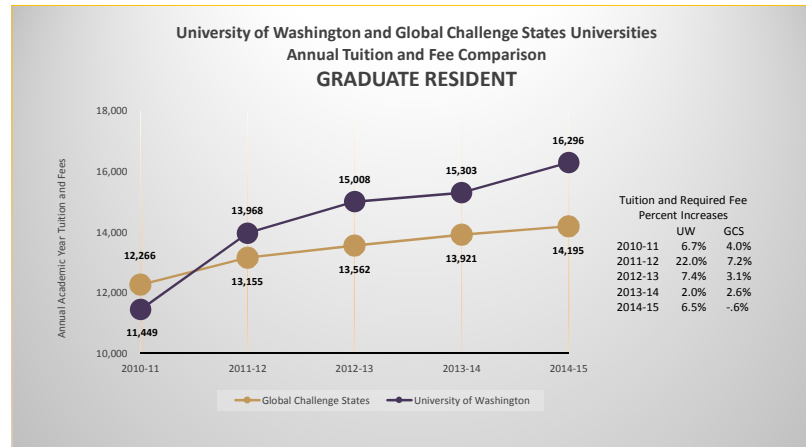


To be at the average of the **Global Challenge States**, the University of Washington **UNDERGRADUATE NONRESIDENT** tuition and fees would need to increase by \$573.

Sources: 2014-15 American Association of University Data Exchange, University of Virginia system survey, and institution websites

**ANNUAL TUITION AND FEE COMPARISON**  
University of Washington And Global Challenge States Comparison Universities  
Academic Year 2014-15

	2014-15 Tuition and Fees
<b>GRADUATE RESIDENT</b>	
Rutgers, State University of New Jersey	17,922
University of Virginia	16,678
<b>University of Washington</b>	<b>16,296</b>
University of Maryland College Park and Baltimore	15,938
University of Connecticut	14,472
University of Massachusetts	13,391
University of California Davis	13,109
University of California Irvine	12,962
University of California San Diego	12,929
University of California Los Angeles	12,571
University of Colorado Boulder and Denver	11,974
The dollar figures shown include tuition and fees paid by all students.	
University of Washington Ranking	3 of 11
Global Challenge States Group Average	14,195



To be at the average of the Global Challenge States, the University of Washington GRADUATE RESIDENT tuition and fees would need to decrease by \$2,101.

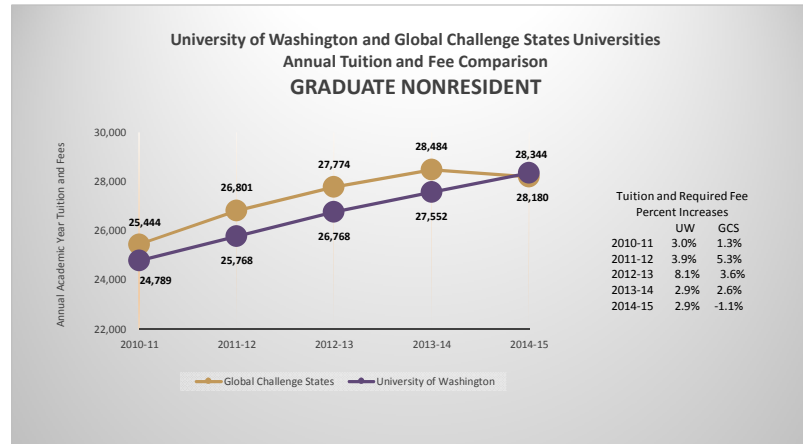
Sources: 2014-15 American Association of University Data Exchange, University of Virginia system survey, and institution websites

**ANNUAL TUITION AND FEE COMPARISON**  
University of Washington And *Global Challenge States* Comparison Universities  
Academic Year 2014-15

GRADUATE NONRESIDENT	2014-15 Tuition and Fees
University of Connecticut	33,944
University of Colorado Boulder and Denver	29,272
Rutgers, State University of New Jersey	28,770
<b>University of Washington</b>	<b>28,344</b>
University of California Davis	28,211
University of California Irvine	28,064
University of California San Diego	28,031
University of California Los Angeles	27,673
University of Virginia	26,918
University of Massachusetts	26,061
University of Maryland College Park and Baltimore	24,854

The dollar figures shown include tuition and fees paid by all students.

University of Washington Ranking	4 of 11
Global Challenge States Group Average	28,180



To be at the average of the **Global Challenge States**, the University of Washington GRADUATE NONRESIDENT tuition and fees would need to decrease by \$164.

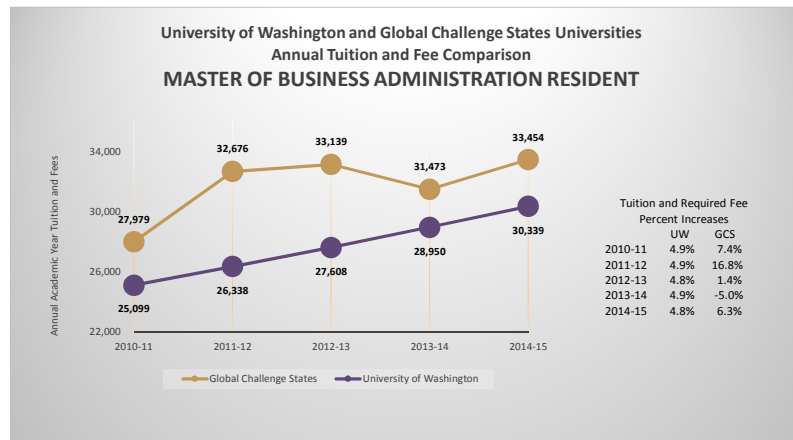
Sources: 2014-15 American Association of University Data Exchange, University of Virginia system survey, and institution websites

**ANNUAL TUITION AND FEE COMPARISON**  
**University of Washington And Global Challenge States Comparison Universities**  
Academic Year 2014-15

<b>MASTER OF BUSINESS ADMINISTRATION RESIDENT</b>	2014-15 Tuition and Fees
University of Virginia	54,950
University of California Los Angeles	44,955
University of California San Diego	40,046
University of California Davis	36,489
University of Maryland College Park and Baltimore	35,998
University of California Irvine	35,858
<b>University of Washington</b>	<b>30,339</b>
Rutgers, State University of New Jersey	27,385
University of Massachusetts	27,218
University of Colorado Boulder and Denver	18,616
University of Connecticut	13,028

The dollar figures shown include tuition and fees paid by all students.

University of Washington Ranking	7 of 11
Global Challenge States Group Average	33,454



To be at the average of the **Global Challenge States**, the University of Washington **MASTER OF BUSINESS ADMINISTRATION RESIDENT** tuition and fees would need to increase by \$3,115

Sources: 2014-15 American Association of University Data Exchange, University of Virginia system survey, and institution websites

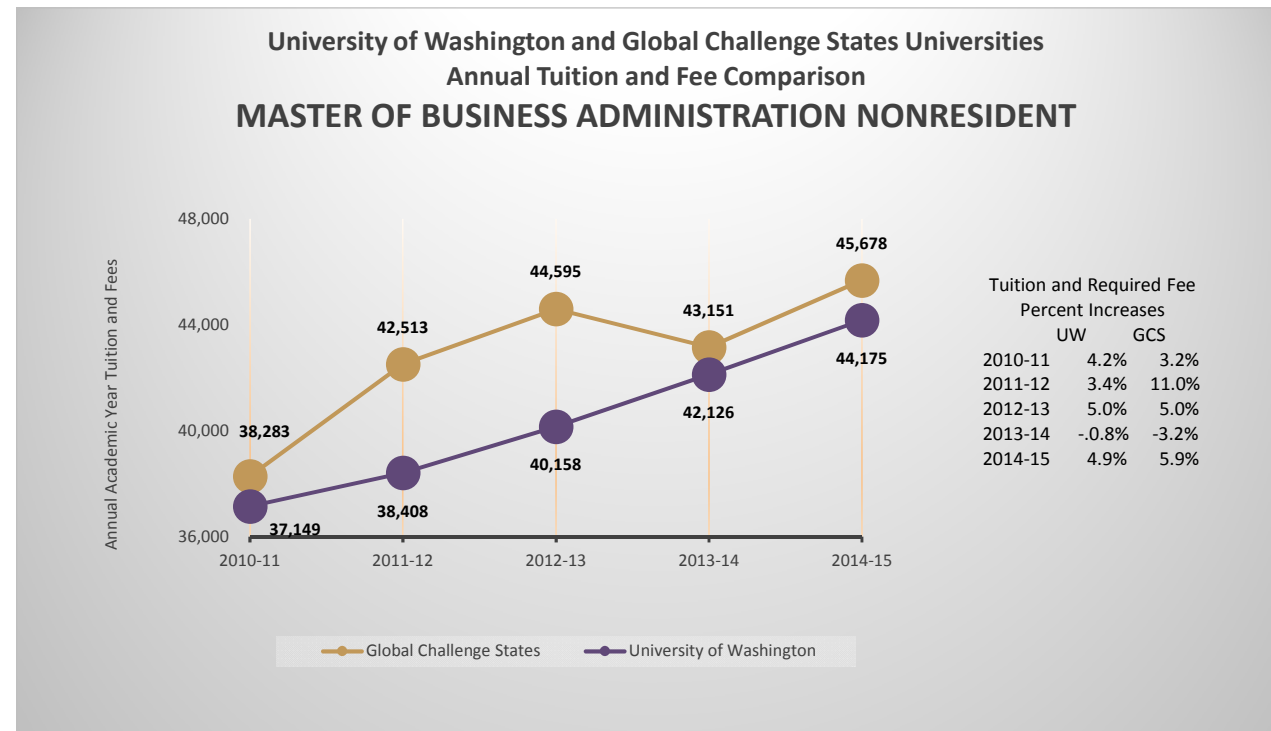
**ANNUAL TUITION AND FEE COMPARISON**  
**University of Washington And Global Challenge States Comparison Universities**  
Academic Year 2014-15

**MASTER OF BUSINESS ADMINISTRATION** 2014-15  
**NONRESIDENT** Tuition and Fees

University of Virginia	57,950
University of Massachusetts	56,078
University of California Los Angeles	51,242
University of California Davis	48,734
Rutgers, State University of New Jersey	45,232
University of California San Diego	44,935
University of California Irvine	44,497
<b>University of Washington</b>	<b>44,175</b>
University of Maryland College Park and Baltimore	42,468
University of Colorado Boulder and Denver	33,142
University of Connecticut	32,500

The dollar figures shown include tuition and fees paid by all students.

University of Washington Ranking	8 of 11
Global Challenge States Group Average	45,678

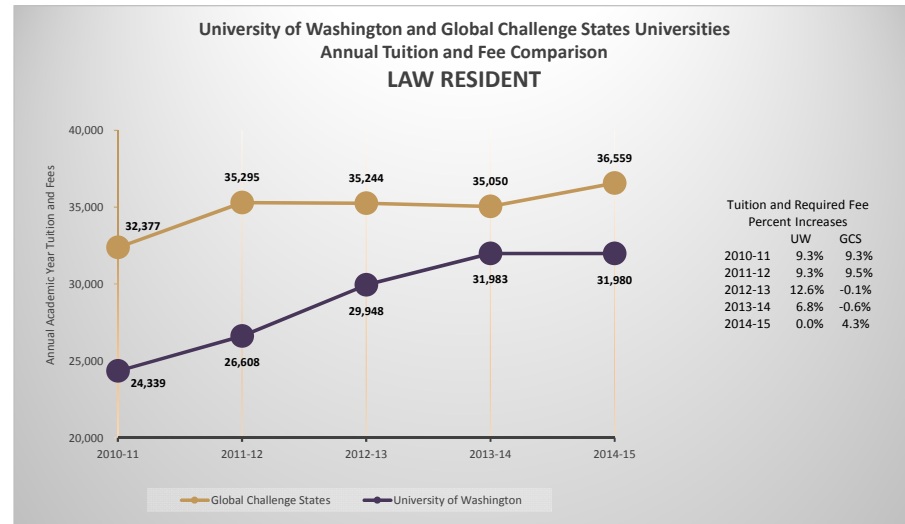


To be at the average of the **Global Challenge States**, the University of Washington MASTER OF BUSINESS ADMINISTRATION NONRESIDENT tuition and fees would need to increase by \$1,503.

Sources: 2014-15 American Association of University Data Exchange, University of Virginia system survey, and institution websites

**ANNUAL TUITION AND FEE COMPARISON**  
University of Washington And *Global Challenge States* Comparison Universities  
Academic Year 2014-15

<b>LAW RESIDENT</b>	2014-15 Tuition and Fees
University of California San Diego	NA
University of Virginia	51,800
University of California Davis	47,286
University of California Irvine	44,717
University of California Los Angeles	44,326
<b>University of Washington</b>	<b>31,980</b>
University of Colorado Boulder and Denver	31,468
University of Maryland College Park and Baltimore	28,657
University of Massachusetts	28,486
University of Connecticut	26,222
Rutgers, State University of New Jersey	26,071
The dollar figures shown include tuition and fees paid by all students.	
University of Washington Ranking	5 of 10
Global Challenge States Group Average	36,559



To be at the average of the **Global Challenge States**, the University of Washington LAW (JD) RESIDENT tuition and fees would need to increase by \$4,579.

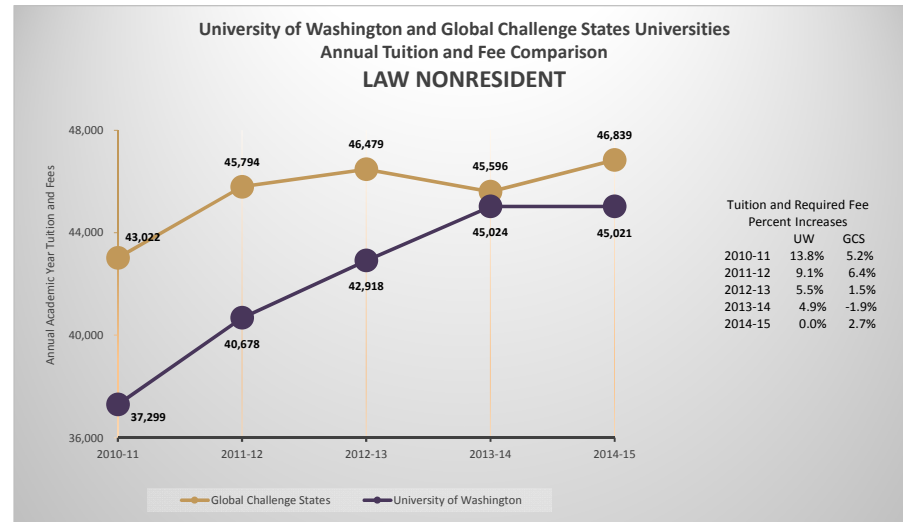
Sources: 2014-15 American Association of University Data Exchange, University of Virginia system survey, and institution websites

**ANNUAL TUITION AND FEE COMPARISON**  
University of Washington And *Global Challenge States* Comparison Universities  
Academic Year 2014-15

<b>LAW NONRESIDENT</b>	2014-15 Tuition and Fees
University of California San Diego	NA
University of California Davis	56,537
University of Virginia	54,800
University of Connecticut	54,248
University of California Irvine	51,211
University of California Los Angeles	50,820
<b>University of Washington</b>	<b>45,021</b>
University of Maryland College Park and Baltimore	41,464
University of Colorado Boulder and Denver	38,254
Rutgers, State University of New Jersey	38,038
University of Massachusetts	36,178

The dollar figures shown include tuition and fees paid by all students.

University of Washington Ranking	6 of 10
Global Challenge States Group Average	46,839



To be at the average of the **Global Challenge States**, the University of Washington LAW (JD) NONRESIDENT tuition and fees would need to decrease by \$1,818.

Sources: 2014-15 American Association of University Data Exchange, University of Virginia system survey, and institution websites

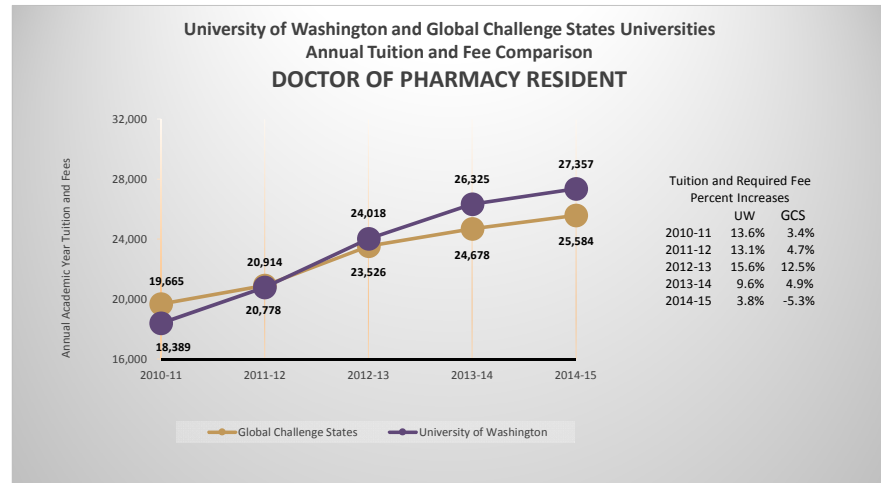


**ANNUAL TUITION AND FEE COMPARISON**  
University of Washington And *Global Challenge States* Comparison Universities  
Academic Year 2014-15

2014-15	
<b>DOCTOR OF PHARMACY RESIDENT</b>	
	Tuition and Fees
University of Virginia	NA
University of California Los Angeles	NA
University of California Davis	NA
University of California Irvine	NA
University of Massachusetts	NA
University of California San Diego	32,567
University of Colorado Boulder and Denver	28,616
<b>University of Washington</b>	<b>27,357</b>
University of Maryland College Park and Baltimore	22,619
Rutgers, State University of New Jersey	18,534
University of Connecticut	14,472

The dollar figures shown include tuition and fees paid by all students.

University of Washington Ranking	3 of 6
Global Challenge States Group Average	23,362



NOTE: University of Connecticut is excluded from the Global Challenge States group average as the low rate skews the distribution of data.

To be at the average of the **Global Challenge States**, the University of Washington DOCTOR OF PHARMACY RESIDENT tuition and fees would need to decrease by \$1,773.

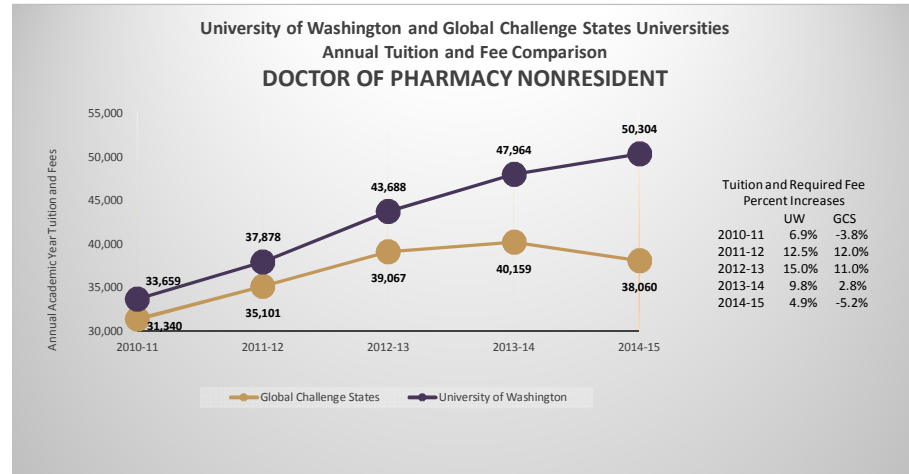
Sources: 2014-15 American Association of University Data Exchange, University of Virginia system survey, and institution websites

**ANNUAL TUITION AND FEE COMPARISON**  
**University of Washington And Global Challenge States Comparison Universities**  
Academic Year 2014-15

2014-15	
<b>DOCTOR OF PHARMACY NONRESIDENT</b>	
	Tuition and Fees
University of Virginia	NA
University of California Los Angeles	NA
University of California Davis	NA
University of California Irvine	NA
University of Massachusetts	NA
<b>University of Washington</b>	<b>50,304</b>
University of California San Diego	44,812
University of Colorado Boulder and Denver	39,616
University of Maryland College Park and Baltimore	38,679
University of Connecticut	33,944
Rutgers, State University of New Jersey	33,250

The dollar figures shown include tuition and fees paid by all students.

University of Washington Ranking	1 of 6
Global Challenge States Group Average	38,060



To be at the average of the **Global Challenge States**, The University of Washington **DOCTOR OF PHARMACY NONRESIDENT** tuition and fees would need to decrease by \$12,244.

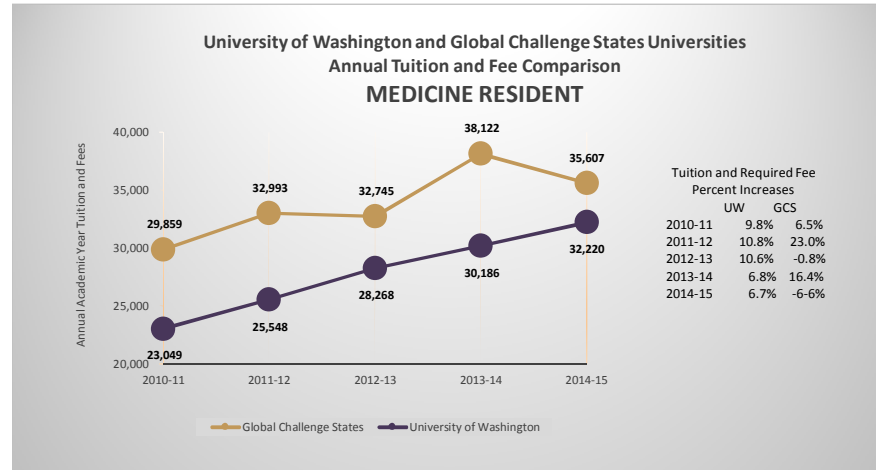
Sources: 2014-15 American Association of University Data Exchange, University of Virginia system survey, and institution websites

**ANNUAL TUITION AND FEE COMPARISON**  
University of Washington And Global Challenge States Comparison Universities  
Academic Year 2014-15

	2014-15 Tuition and Fees
<b>MEDICINE RESIDENT</b>	
University of Virginia	45,534
Rutgers, State University of New Jersey	40,785
University of California Davis	37,508
University of California Irvine	37,053
University of Colorado Boulder and Denver	35,191
University of Connecticut	34,405
University of California San Diego	32,843
University of Maryland College Park and Baltimore	32,835
University of California Los Angeles	32,485
<b>University of Washington</b>	<b>32,220</b>
University of Massachusetts	27,435

The dollar figures shown include tuition and fees paid by all students.

University of Washington Ranking	10 of 11
Global Challenge States Group Average	35,607



To be at the average of the **Global Challenge States**, The University of Washington **MEDICINE RESIDENT** would need to increase by \$3,387.

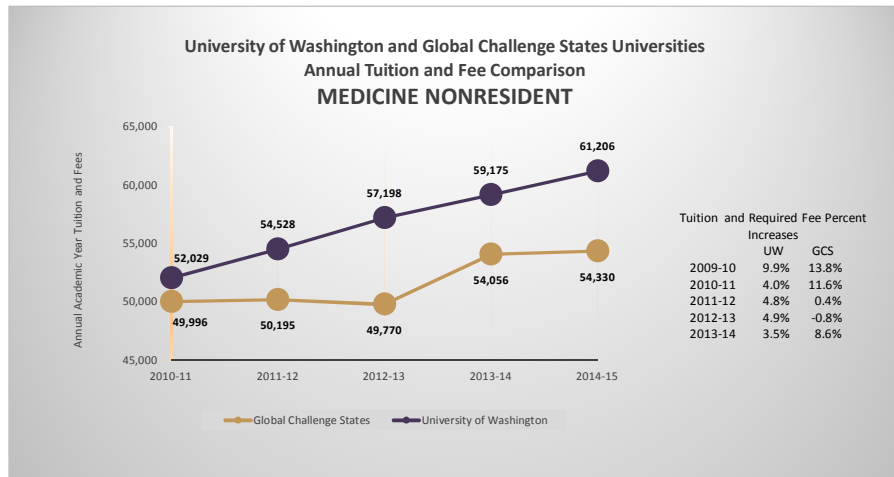
Sources: 2014-15 American Association of University Data Exchange, University of Virginia system survey, and institution websites

**ANNUAL TUITION AND FEE COMPARISON**  
**University of Washington And Global Challenge States Comparison Universities**  
Academic Year 2014-15

<b>MEDICINE NONRESIDENT</b>	2014-15 Tuition and Fees
University of Connecticut	63,259
<b>University of Washington</b>	<b>61,206</b>
University of Colorado Boulder and Denver	61,148
Rutgers, State University of New Jersey	60,646
University of Maryland College Park and Baltimore	58,907
University of Virginia	56,142
University of California Davis	49,753
University of California Irvine	49,298
University of California San Diego	45,088
University of California Los Angeles	44,730
University of Massachusetts	0

The dollar figures shown include tuition and fees paid by all students.

University of Washington Ranking	2 of 11
Global Challenge States Group Average	54,330



NOTE: University of Massachusetts does not offer a nonresident tuition rate

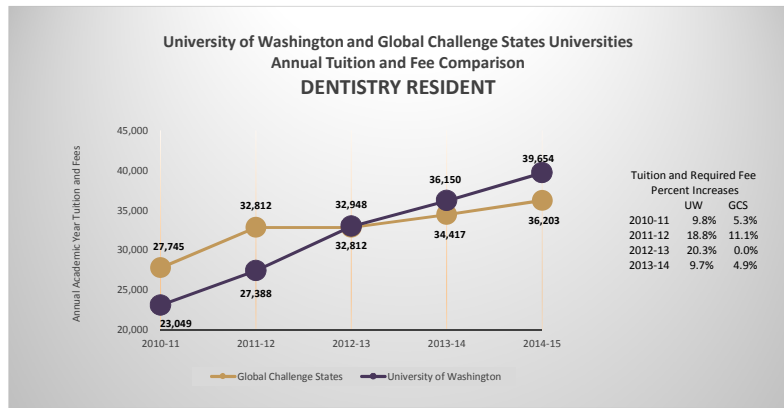
To be at the average of the **Global Challenge States**, The University of Washington **MEDICINE NONRESIDENT** tuition and fees would need to decrease by \$6,316.

**ANNUAL TUITION AND FEE COMPARISON**  
University of Washington And Global Challenge States Comparison Universities  
Academic Year 2014-15

DENTISTRY RESIDENT	2014-15 Tuition and Fees
University of Massachusetts	NA
University of California San Diego	NA
University of California Davis	NA
University of California Irvine	NA
University of Virginia	NA
Rutgers, State University of New Jersey	48,149
<b>University of Washington</b>	<b>39,654</b>
University of California Los Angeles	36,731
University of Colorado Boulder and Denver	32,668
University of Connecticut	31,903
University of Maryland College Park and Baltimore	31,566

The dollar figures shown include tuition and fees paid by all students.

University of Washington Ranking	2 of 6
Global Challenge States Group Average	36,203



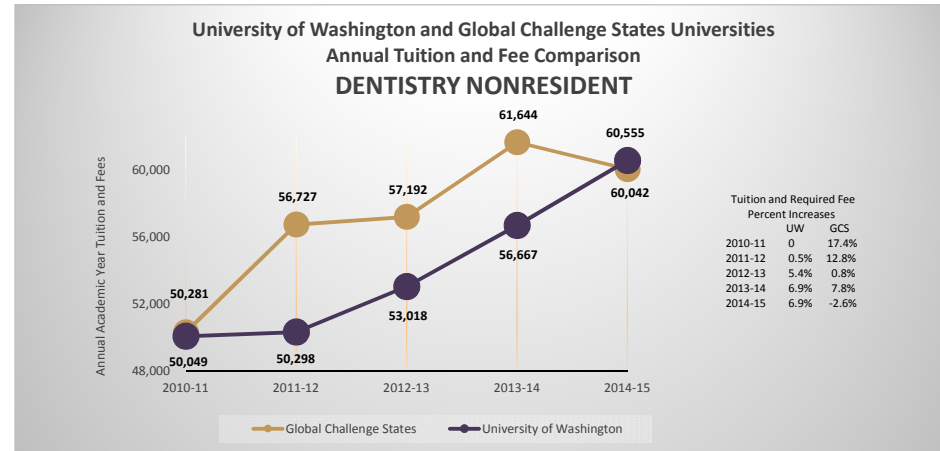
To be at the average of the **Global Challenge States**, the University of Washington DENTISTRY RESIDENT would need to decrease by \$3,451.

Sources: 2014-15 American Association of University Data Exchange, University of Virginia system survey, and institution websites

2014-15	
<b>DENTISTRY NONRESIDENT</b>	
	Tuition and Fees
University of Virginia	NA
University of Massachusetts	NA
University of California San Diego	NA
University of California Davis	NA
University of California Irvine	NA
Rutgers, State University of New Jersey	71,106
University of Connecticut	63,866
University of Maryland College Park and Baltimore	61,331
<b>University of Washington</b>	<b>60,555</b>
University of Colorado Boulder and Denver	57,973
University of California Los Angeles	45,932

The dollar figures shown include tuition and fees paid by all students.

University of Washington Ranking	4 of 6
Global Challenge States Group Average	60,042



To be at the average of the **Global Challenge States**, the University of Washington **DENTISTRY NONRESIDENT** tuition and fees would need to decrease by \$513.

Sources: 2014-15 American Association of University Data Exchange, University of Virginia system survey, and institution websites