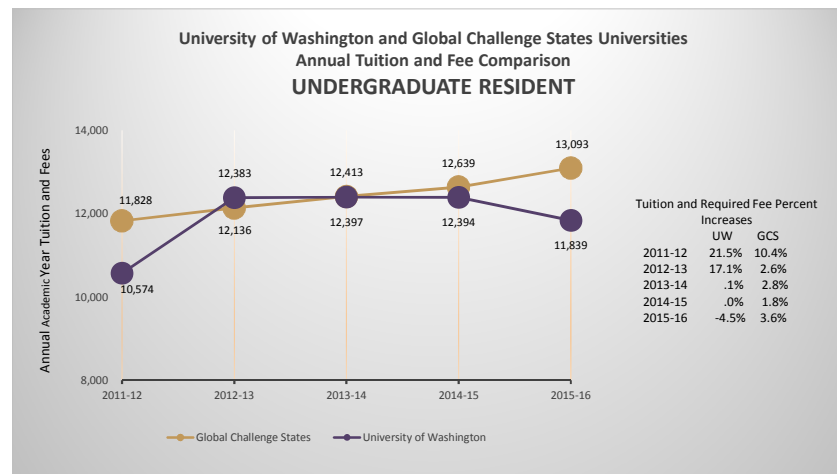


**ANNUAL TUITION AND FEE COMPARISON**  
University of Washington And *Global Challenge States* Comparison Universities  
Academic Year 2015-16

<b>UNDERGRADUATE RESIDENT</b>	2015-16 Tuition and Fees
University of Virginia	14,678
University of Massachusetts	14,171
Rutgers, State University of New Jersey	14,131
University of California Davis	13,951
University of California San Diego	13,530
University of Connecticut	13,366
University of California Irvine	13,253
University of California Los Angeles	12,763
<b>University of Washington</b>	<b>11,839</b>
University of Colorado Boulder and Denver	11,091
University of Maryland College Park and Baltimore	9,996

The dollar figures shown include tuition and fees paid by all students.

University of Washington Ranking	9 of 11
Global Challenge States Group Average	13,093



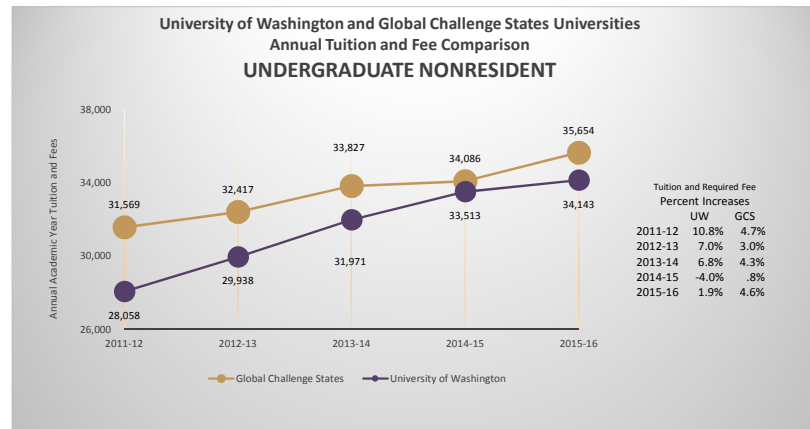
*To be at the average of the **Global Challenge States**, The University of Washington **UNDERGRADUATE RESIDENT** tuition and fees would need to increase by \$1,254.*

**ANNUAL TUITION AND FEE COMPARISON**  
University of Washington And Global Challenge States Comparison Universities  
Academic Year 2015-16

	2015-16
<b>UNDERGRADUATE NONRESIDENT</b>	<b>Tuition and Fees</b>
University of Virginia	43,974
University of California Davis	38,659
University of California San Diego	38,238
University of California Irvine	37,961
University of California Los Angeles	37,471
University of Connecticut	34,908
<b>University of Washington</b>	<b>34,143</b>
University of Colorado Boulder and Denver	34,125
University of Maryland College Park and Baltimore	31,144
University of Massachusetts	30,540
Rutgers, State University of New Jersey	29,521

The dollar figures shown include tuition and fees paid by all students.

University of Washington Ranking	7 of 11
Global Challenge States Group Average	35,654

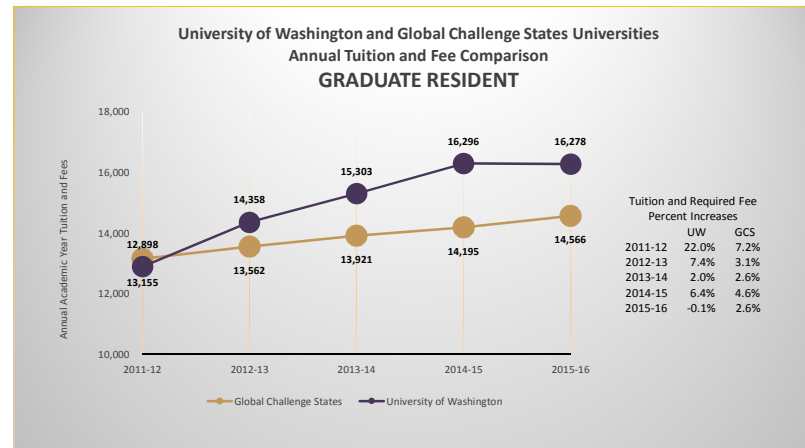


To be at the average of the **Global Challenge States**, the University of Washington **UNDERGRADUATE NONRESIDENT** tuition and fees would need to increase by \$1,511.

Sources: 2015-16 American Association of University Data Exchange, University of Virginia system survey, and institution websites

**ANNUAL TUITION AND FEE COMPARISON**  
University of Washington And Global Challenge States Comparison Universities  
Academic Year 2015-16

<b>GRADUATE RESIDENT</b>	2015-16 Tuition and Fees
Rutgers, State University of New Jersey	18,346
University of Virginia	17,094
<b>University of Washington</b>	<b>16,278</b>
University of Maryland College Park and Baltimore	16,688
University of Connecticut	15,296
University of Massachusetts	14,094
University of California Davis	13,164
University of California Irvine	13,010
University of California San Diego	13,021
University of California Los Angeles	12,629
University of Colorado Boulder and Denver	12,320
The dollar figures shown include tuition and fees paid by all students.	
University of Washington Ranking	4 of 11
Global Challenge States Group Average	14,566

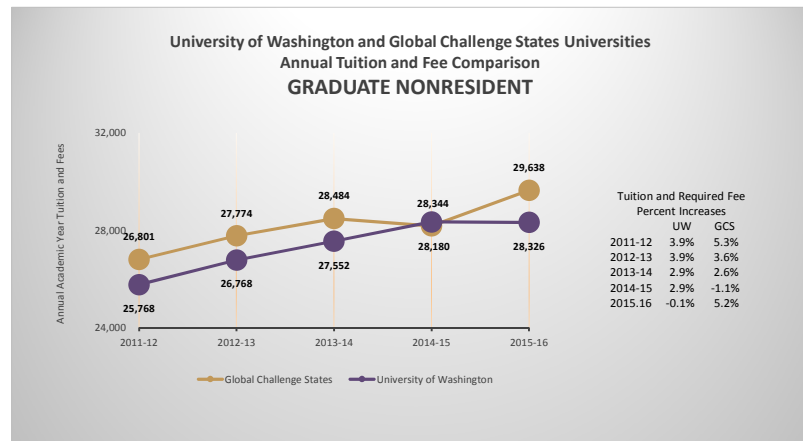


To be at the average of the Global Challenge States, the University of Washington GRADUATE RESIDENT tuition and fees would need to decrease by \$1,712.

Sources: 2015-16 American Association of University Data Exchange, University of Virginia system survey, and institution websites

**ANNUAL TUITION AND FEE COMPARISON**  
University of Washington And Global Challenge States Comparison Universities  
Academic Year 2015-16

	2015-16 Tuition and Fees
<b>GRADUATE NONRESIDENT</b>	
University of Connecticut	36,802
University of Maryland College Park and Baltimore	34,232
Rutgers, State University of New Jersey	29,722
University of Colorado Boulder and Denver	29,618
<b>University of Washington</b>	<b>28,326</b>
University of California Davis	28,266
University of California San Diego	28,123
University of California Irvine	28,112
University of California Los Angeles	27,731
University of Virginia	27,574
University of Massachusetts	27,489
The dollar figures shown include tuition and fees paid by all students.	
University of Washington Ranking	5 of 11
Global Challenge States Group Average	29,638



To be at the average of the **Global Challenge States**, the University of Washington GRADUATE NONRESIDENT tuition and fees would need to increase by \$1,312.

Sources: 2015-16 American Association of University Data Exchange, University of Virginia system survey, and institution websites

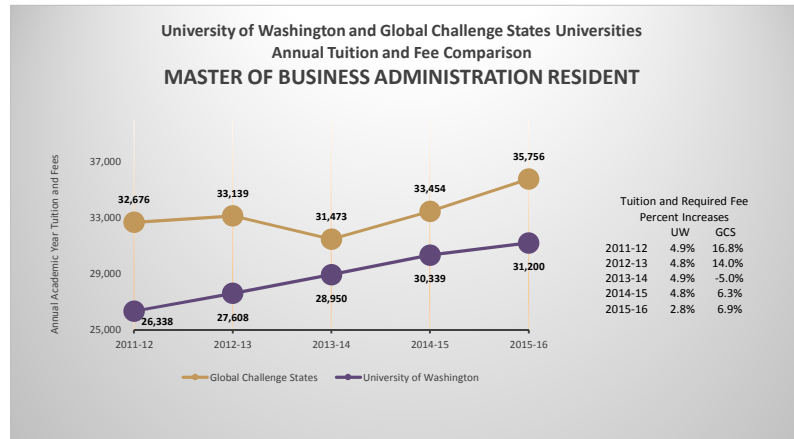
**ANNUAL TUITION AND FEE COMPARISON**  
**University of Washington And Global Challenge States Comparison Universities**  
Academic Year 2015-16

**MASTER OF BUSINESS ADMINISTRATION  
RESIDENT** 2015-16  
Tuition and Fees

University of Virginia	58,150
University of California Los Angeles	53,717
University of California San Diego	41,644
University of Maryland College Park and Baltimore	41,075
University of California Davis	37,671
University of California Irvine	37,049
<b>University of Washington</b>	<b>31,200</b>
Rutgers, State University of New Jersey	28,022
University of Massachusetts	27,218
University of Colorado Boulder and Denver	19,160
University of Connecticut	13,852

The dollar figures shown include tuition and fees paid by all students.

University of Washington Ranking	7 of 11
Global Challenge States Group Average	35,756



To be at the average of the **Global Challenge States**, the University of Washington **MASTER OF BUSINESS ADMINISTRATION RESIDENT** tuition and fees would need to increase by \$4,556.

Sources: 2015-16 American Association of University Data Exchange, University of Virginia system survey, and institution websites

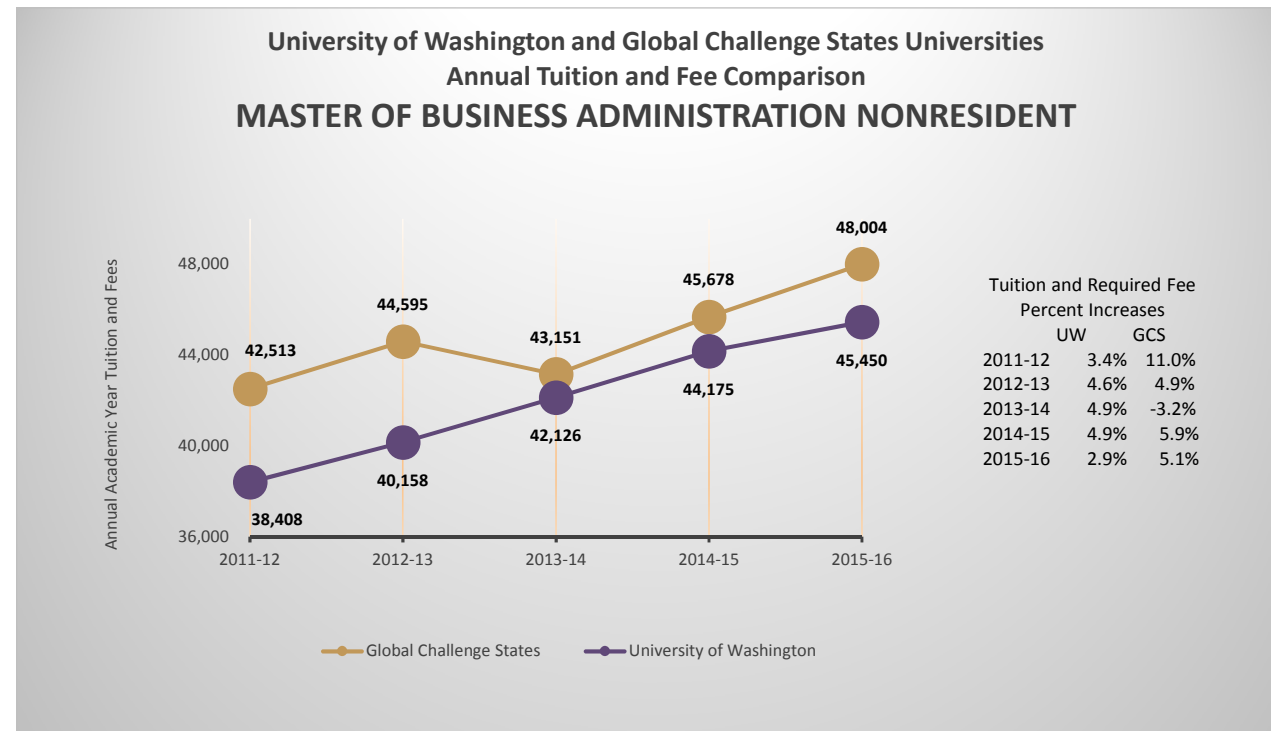
**ANNUAL TUITION AND FEE COMPARISON**  
University of Washington And *Global Challenge States* Comparison Universities  
Academic Year 2015-16

**MASTER OF BUSINESS ADMINISTRATION** 2015-16  
**NONRESIDENT** Tuition and Fees

University of Virginia	61,150
University of Massachusetts	55,364
University of California Los Angeles	57,844
University of California Davis	49,916
Rutgers, State University of New Jersey	46,724
University of California San Diego	46,164
University of California Irvine	45,124
<b>University of Washington</b>	<b>45,450</b>
University of Maryland College Park and Baltimore	48,995
University of Colorado Boulder and Denver	34,118
University of Connecticut	34,638

The dollar figures shown include tuition and fees paid by all students.

University of Washington Ranking	8 of 11
Global Challenge States Group Average	48,004

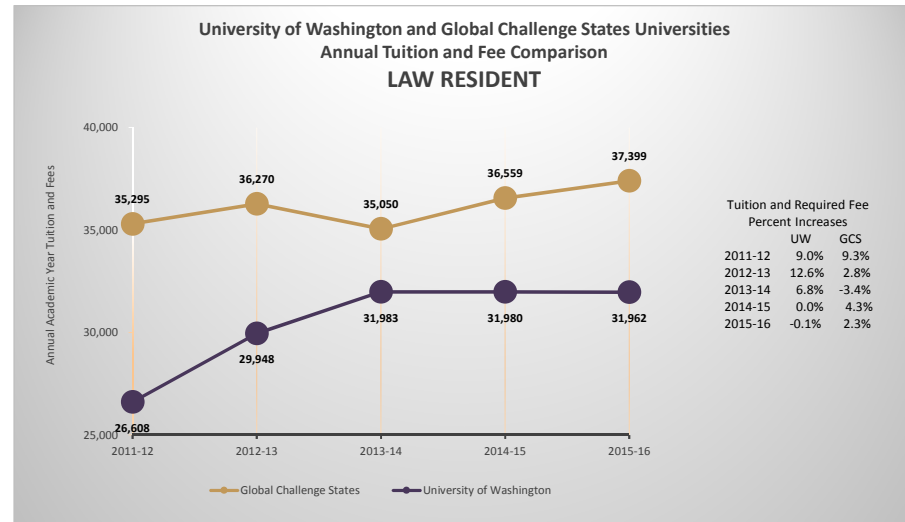


To be at the average of the **Global Challenge States**, the University of Washington MASTER OF BUSINESS ADMINISTRATION NONRESIDENT tuition and fees would need to increase by \$2,554.

Sources: 2015-16 American Association of University Data Exchange, University of Virginia system survey, and institution websites

**ANNUAL TUITION AND FEE COMPARISON**  
University of Washington And *Global Challenge States* Comparison Universities  
Academic Year 2015-16

<b>LAW RESIDENT</b>	2015-16 Tuition and Fees
University of California San Diego	NA
University of Virginia	54,000
University of California Davis	47,339
University of California Irvine	44,765
University of California Los Angeles	45,287
<b>University of Washington</b>	<b>31,962</b>
University of Colorado Boulder and Denver	31,864
University of Maryland College Park and Baltimore	33,818
University of Massachusetts	25,016
University of Connecticut	27,935
Rutgers, State University of New Jersey	26,568
The dollar figures shown include tuition and fees paid by all students.	
University of Washington Ranking	5 of 10
Global Challenge States Group Average	37,399



To be at the average of the **Global Challenge States**, the University of Washington LAW (JD) RESIDENT tuition and fees would need to increase by \$5,437.

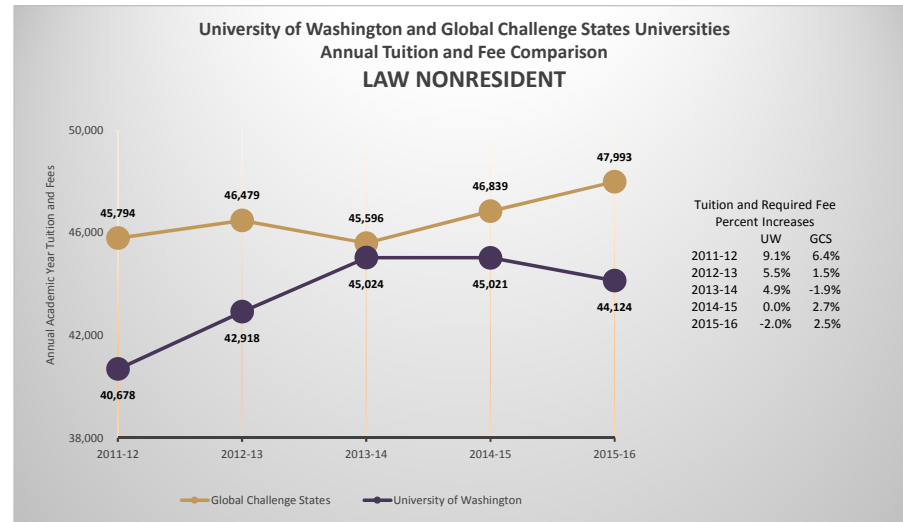
Sources: 2015-16 American Association of University Data Exchange, University of Virginia system survey, and institution websites

**ANNUAL TUITION AND FEE COMPARISON**  
University of Washington And *Global Challenge States* Comparison Universities  
Academic Year 2015-16

<b>LAW NONRESIDENT</b>	2015-16 Tuition and Fees
University of California San Diego	NA
University of California Davis	56,590
University of Virginia	57,000
University of Connecticut	57,852
University of California Irvine	51,259
University of California Los Angeles	51,788
<b>University of Washington</b>	<b>44,124</b>
University of Maryland College Park and Baltimore	47,257
University of Colorado Boulder and Denver	38,650
Rutgers, State University of New Jersey	38,774
University of Massachusetts	32,768

The dollar figures shown include tuition and fees paid by all students.

University of Washington Ranking	6 of 10
Global Challenge States Group Average	47,993



To be at the average of the **Global Challenge States**, the University of Washington LAW (JD) NONRESIDENT tuition and fees would need to increase by \$3,869.

Sources: 2015-16 American Association of University Data Exchange, University of Virginia system survey, and institution websites

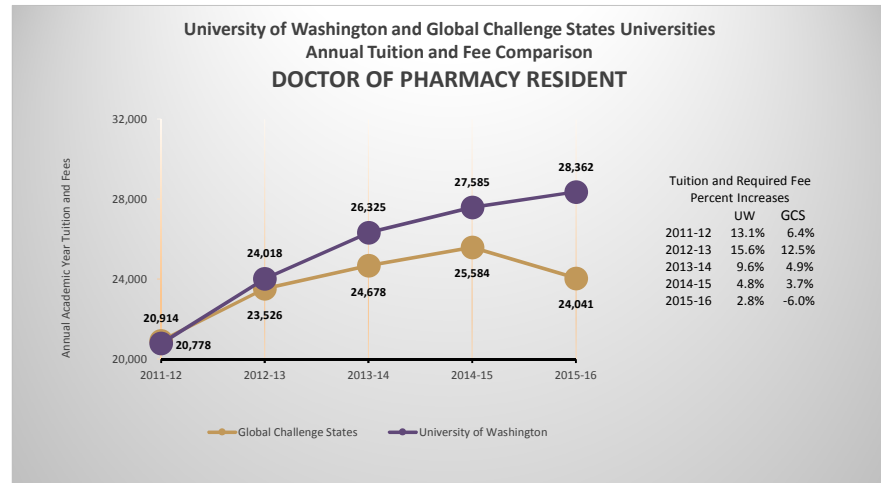


**ANNUAL TUITION AND FEE COMPARISON**  
University of Washington And *Global Challenge States* Comparison Universities  
Academic Year 2015-16

2015-16	
<b>DOCTOR OF PHARMACY RESIDENT</b>	
Tuition and Fees	
University of Virginia	NA
University of California Los Angeles	NA
University of California Davis	NA
University of California Irvine	NA
University of Massachusetts	NA
University of California San Diego	33,247
University of Colorado Boulder and Denver	28,402
<b>University of Washington</b>	<b>28,362</b>
University of Maryland College Park and Baltimore	27,180
Rutgers, State University of New Jersey	18,010
University of Connecticut	13,366

The dollar figures shown include tuition and fees paid by all students.

University of Washington Ranking	3 of 6
Global Challenge States Group Average	24,041



NOTE: University of Connecticut is excluded from the Global Challenge States group average as the low rate skews the distribution of data.

To be at the average of the **Global Challenge States**, the University of Washington DOCTOR OF PHARMACY RESIDENT tuition and fees would need to decrease by \$4,321.

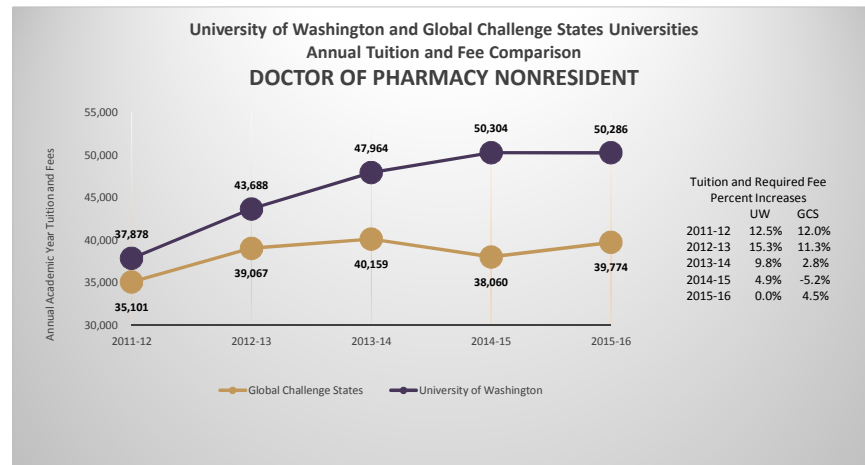
Sources: 2015-16 American Association of University Data Exchange, University of Virginia system survey, and institution websites

**ANNUAL TUITION AND FEE COMPARISON**  
University of Washington And Global Challenge States Comparison Universities  
Academic Year 2015-16

<b>DOCTOR OF PHARMACY NONRESIDENT</b>		2015-16 Tuition and Fees
University of Virginia	NA	
University of California Los Angeles	NA	
University of California Davis	NA	
University of California Irvine	NA	
University of Massachusetts	NA	
<b>University of Washington</b>	<b>50,286</b>	
University of California San Diego	45,492	
University of Colorado Boulder and Denver	41,649	
University of Maryland College Park and Baltimore	43,691	
University of Connecticut	34,908	
Rutgers, State University of New Jersey	33,130	

The dollar figures shown include tuition and fees paid by all students.

University of Washington Ranking	1 of 6
Global Challenge States Group Average	39,774



To be at the average of the **Global Challenge States**, The University of Washington DOCTOR OF PHARMACY NONRESIDENT tuition and fees would need to decrease by \$10,512.

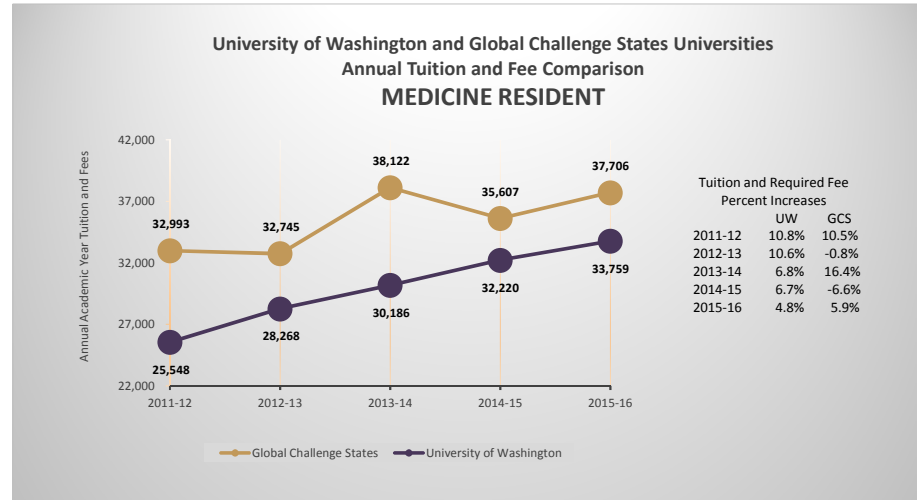
Sources: 2015-16 American Association of University Data Exchange, University of Virginia system survey, and institution websites

**ANNUAL TUITION AND FEE COMPARISON**  
**University of Washington And Global Challenge States Comparison Universities**  
Academic Year 2015-16

<b>MEDICINE RESIDENT</b>	2015-16 Tuition and Fees
University of Virginia	46,456
Rutgers, State University of New Jersey	42,969
University of Maryland College Park and Baltimore	38,081
University of California Davis	38,012
University of California Irvine	37,698
University of Colorado Boulder and Denver	37,457
University of Connecticut	35,622
University of Massachusetts	33,993
<b>University of Washington</b>	<b>33,759</b>
University of California San Diego	33,573
University of California Los Angeles	33,201

The dollar figures shown include tuition and fees paid by all students.

University of Washington Ranking	9 of 11
Global Challenge States Group Average	37,706



To be at the average of the **Global Challenge States**, The University of Washington **MEDICINE RESIDENT** would need to increase by \$3,847.

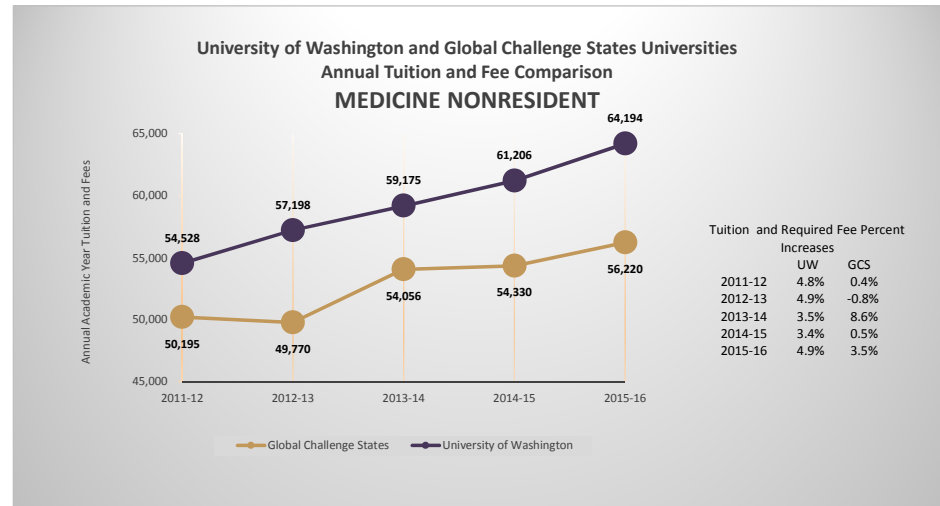
Sources: 2015-16 American Association of University Data Exchange, University of Virginia system survey, and institution websites

**ANNUAL TUITION AND FEE COMPARISON**  
**University of Washington And Global Challenge States Comparison Universities**  
Academic Year 2015-16

MEDICINE NONRESIDENT	2015-16 Tuition and Fees
University of Connecticut	65,630
University of Maryland College Park and Baltimore	64,325
<b>University of Washington</b>	<b>64,194</b>
Rutgers, State University of New Jersey	63,884
University of Colorado Boulder and Denver	63,412
University of Virginia	57,262
University of California Davis	50,257
University of California Irvine	49,943
University of California San Diego	45,818
University of California Los Angeles	45,446
University of Massachusetts	0

The dollar figures shown include tuition and fees paid by all students.

University of Washington Ranking	3 of 11
Global Challenge States Group Average	56,220



NOTE: University of Massachusetts does not offer a nonresident tuition rate

To be at the average of the **Global Challenge States**, The University of Washington MEDICINE NONRESIDENT tuition and fees would need to decrease by \$7,974.

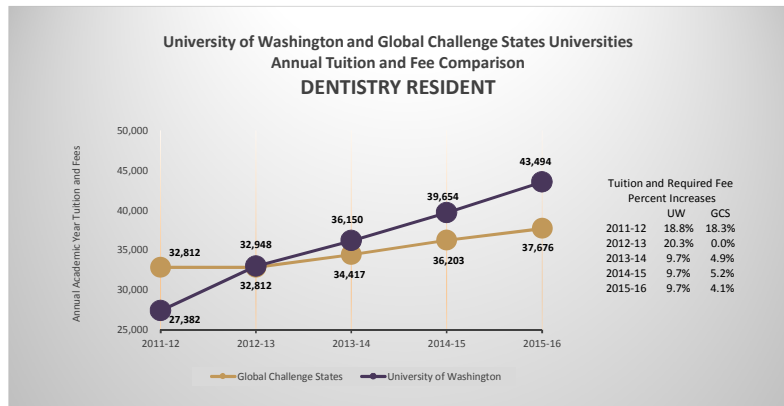
Sources: 2015-16 American Association of University Data Exchange, University of Virginia system survey, and institution websites

**ANNUAL TUITION AND FEE COMPARISON**  
University of Washington And Global Challenge States Comparison Universities  
Academic Year 2015-16

DENTISTRY RESIDENT	2015-16 Tuition and Fees
University of Massachusetts	NA
University of California San Diego	NA
University of California Davis	NA
University of California Irvine	NA
University of Virginia	NA
Rutgers, State University of New Jersey	51,557
<b>University of Washington</b>	<b>43,494</b>
University of Maryland College Park and Baltimore	39,111
University of Colorado Boulder and Denver	35,109
University of Connecticut	33,022
University of California Los Angeles	29,582

The dollar figures shown include tuition and fees paid by all students.

University of Washington Ranking	2 of 6
Global Challenge States Group Average	37,676



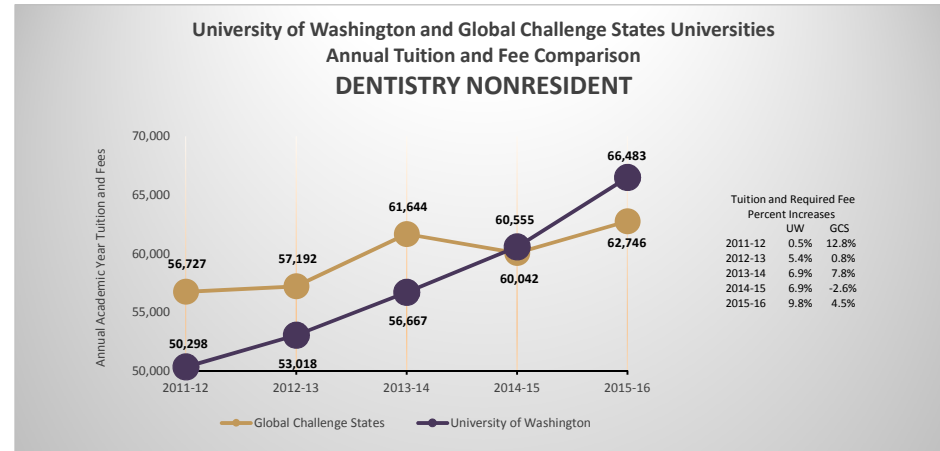
To be at the average of the **Global Challenge States**, the University of Washington DENTISTRY RESIDENT would need to decrease by \$5,817.

Sources: 2015-16 American Association of University Data Exchange, University of Virginia system survey, and institution websites

2015-16	
<b>DENTISTRY NONRESIDENT</b>	
	Tuition and Fees
University of Virginia	NA
University of Massachusetts	NA
University of California San Diego	NA
University of California Davis	NA
University of California Irvine	NA
University of Maryland College Park and Baltimore	NA
Rutgers, State University of New Jersey	75,675
<b>University of Washington</b>	<b>66,483</b>
University of Connecticut	66,263
University of Colorado Boulder and Denver	60,412
University of California Los Angeles	48,632

The dollar figures shown include tuition and fees paid by all students.

University of Washington Ranking	3 of 5
Global Challenge States Group Average	62,746



To be at the average of the **Global Challenge States**, the University of Washington **DENTISTRY NONRESIDENT** tuition and fees would need to decrease by \$3,738.

Sources: 2015-16 American Association of University Data Exchange, University of Virginia system survey, and institution websites